



INTERNATIONAL OLIVE COUNCIL NEWSLETTER

Nº 153

SEPTEMBER 2020

ENGLISH





THE 112TH SESSION ON VIDEOCONFERENCE

MADRID/ In light of the pandemic, the Chair and the Executive Secretariat decided to hold the 112th session of the Council of Members by videoconference from 23 to 27 November 2020.

Unlike the 111th session, which was limited to the meetings of the Administrative and Financial Affairs Committee and the plenary session, the 112th session will include all committee meetings, World Olive Day on 26 November and the plenary session on 27 November.

This World Day, the Executive Secretariat will hold an online conference, open to all, entitled 'The Future of the Olive Sector', on 26 November, starting at 12.00 (Madrid time). The heads of the various Units of the IOC will speak and answer questions from the public.

Thanks to the experience gained at the previous session, the Executive Secretariat has all the necessary means to conduct the November session by videoconference from headquarters in Madrid, with simultaneous interpretation in the five official languages of the Organisation.

Almost 10 000 Newsletter subscribers.



IT'S A TEAM EFFORT.

MADRID/ Covid-19 has nothing on the staff of the Executive Secretariat of the International Olive Council. Here's a screenshot of a recent videoconference organised by Executive Director Abdellatif Ghedira and the two Deputy Executive Directors, Jaime Lillo and Mustafa Sepetçi. Together, we welcomed new arrivals to the team and said farewell to retiring colleagues, thanking them for their years of service. We were also thrilled to congratulate one colleague on her recent wedding, which she was thankfully able to celebrate with close family and friends.

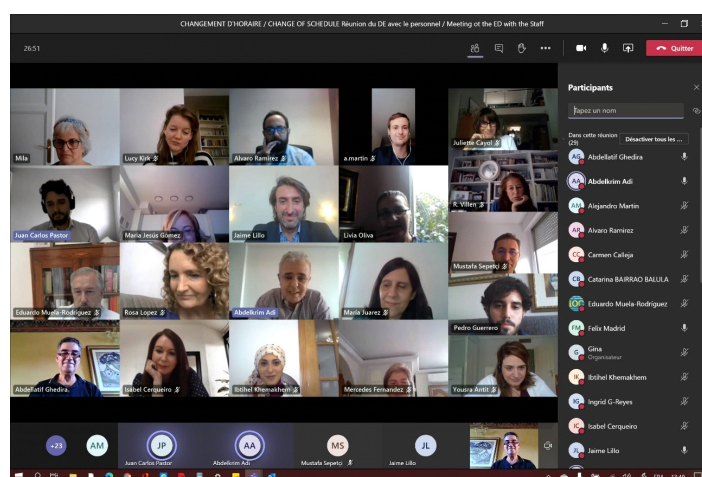
Meetings like this happen often, and sometimes several times a day. They provide a great opportunity to get updates on the various activities of the Organisation and staff. 'They're just so useful,' said Mr Ghedira, and not only for work purposes, but also for boosting morale and motivating each other at a time when Spain continues to live in uncertainty, so we don't lose hope for a better tomorrow, without the pandemic.

And this takes place just weeks before the 112th session of the Council of Members. This session will also be held by videoconference, given the success of the 111th session, which was praised by the heads of our member state's delegations.



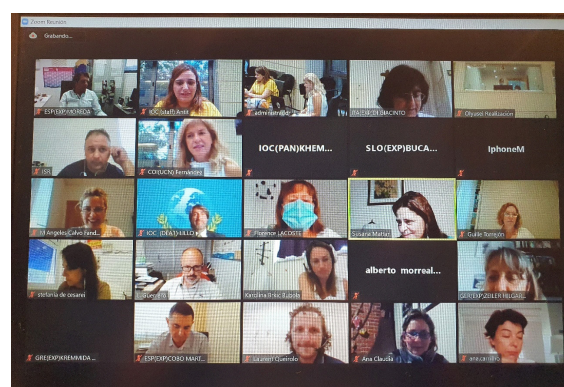
'Unlike in June, all operational units and departments will be able to present their reports at the next session,' said Mr Ghedira. The Council of Members will be called upon to discuss the important issues facing the olive sector today and make key decisions for the intergovernmental body. We hope, both for ourselves and for all other institutions, to be able to return to headquarters soon. Full speed ahead, then. The team that wins does not change!

Meetings like this happen often, and sometimes several times a day. They provide a great opportunity to get updates on the various activities of the Organisation and staff.



EXPERTS IN ORGANOLEPTIC ASSESSMENT: CONCLUSIONS OF THE MEETING OF 16 AND 17 SEPTEMBER 2020.

MADRID/ Some 40 experts on organoleptic assessment, mostly IOC-approved panel leaders from different countries, met in a videoconference organised by the Executive Secretariat on 16 and 17 September 2020. Several issues of interest were discussed, including the revision of sensory analysis methods, the work carried out by the electronic working groups on sensory analysis: accreditation, education and training of tasters, reference material, statistics, revision of the Mario Solinas Quality Award profile sheet and ring tests. New electronic working groups were also proposed to deal with specific priority issues.



The results of the inter-comparison tests for the approval of sensory analysis panels for the period 2020/2021 were presented. One of the issues discussed at the meeting was the organisation of the workshop to harmonise tasting panels approved by the IOC for 2020/2021 in order to minimise the differences between panels during tastings.



NEXT MEETINGS PLANNED BY THE STANDARDISATION AND RESEARCH UNIT

MADRID/ October is a busy month for meetings. This year, we have the meeting of experts on the composition of olive oil and varietal identification, followed by the meeting of the technical commission to examine applications for recognition of physico-chemical analysis laboratories for the period 2020/2021. The expert chemists will also meet this month to discuss a number of important issues. Given the pandemic, all meetings will be held by videoconference.



QUALITY STRATEGY MEETING

MADRID/ The videoconference meeting on quality strategy scheduled for 5 October 2020 has been postponed to 19 October 2020. The participants - experts from a wide range of backgrounds - will take stock of the international standards on olive oils and olive-pomace oils and discuss a possible revision of Annex B of the current International Agreement on Olive Oil and Table Olives.



ALMOST 10 000 NEWSLETTER SUBSCRIBERS

MADRID / At the end of June 2020, after the 111th session of the Council of Members, the automatic sending system of the newsletter was replaced by a new email system called Sendinblue. User verification led to a complete revision of the subscriber lists, excluding non-existent addresses and robot-generated users. During this process, the Executive Secretariat recorded an increase in the number of subscribers: from 9 531 in May 2020 to 9 731 on 23 September 2020.





SUCCESS OF THE IOC DIGITAL LIBRARY

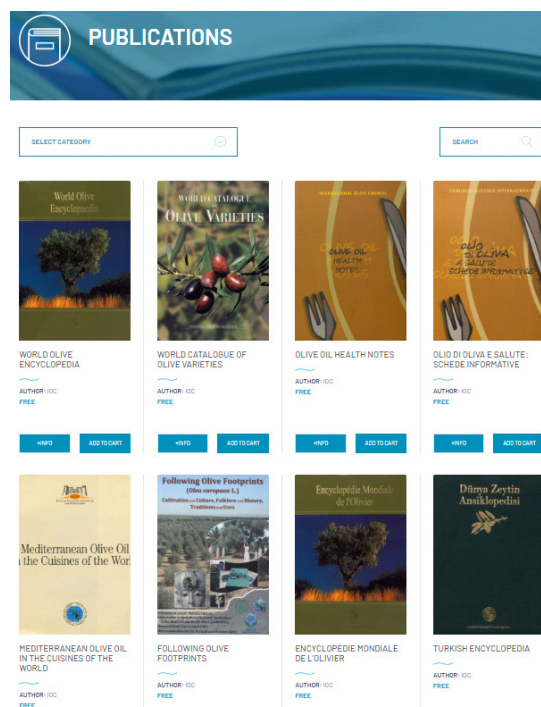
MADRID/ We are pleased to announce that over a thousand books have been downloaded free of charge since June 2020 in the new IOC online library. This is a great success, and the 'digitised' texts of technical and scientific publications can still be downloaded in the available languages.

For access, log on to the IOC website, www.internationaloliveoil.org and click on PUBLICATIONS or click on this link: <https://www.internationaloliveoil.org/publications/>

Once there, click SELECT CATEGORY and choose DIGITAL EDITION. Simply follow the instructions on the site, fill in the application form and download the publication file you are interested in. This will be sent directly to the e-mail address given in the purchase form.

The Executive Secretariat also lets you subscribe to our monthly Newsletter, just tick the box at the bottom of the page.

Those who request it will receive an order confirmation email with instructions on how to open the requested file and a password.



THE NEW LOOK OF THE IOC NEWSLETTER

MADRID/ At the end of July 2020, the Executive Secretariat awarded a four-year service contract to produce ten issues per year in English, French and Spanish. Between September and December 2020, there will be 4 editions of the newsletter, as well as three special issues related to the activities of the Chemical, Technical and Promotional Units.





THE NEXT EDITION OF OLIVAE 127

MADRID/ As decided at the 111th session of the Council of Members, issue 127 of the magazine OLIVAE will be devoted to the olive oil and table olive sector in Egypt.

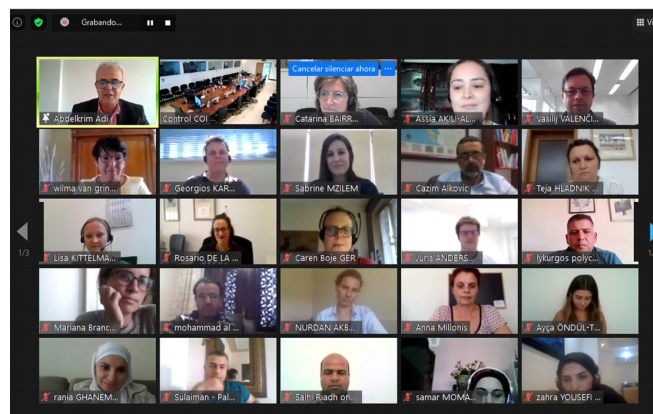
The Executive Secretariat has started work on this new edition alongside the representative of Egypt.

The editorial board of OLIVAE 127 was created in Cairo on 15 July 2020, during a videoconference with the IOC. This committee is headed by Prof. Abdelaziz Mahmoud Aboelkhashab (Head of the Editorial Board) and its members are Prof. Samah Said Allam; Prof. Shaker Mohamed Arafat; Dr. Ahmed Sabry Mofeed and Dr. Mohamed Ghazi El Barbary (focal point).

At the beginning of September, the Editorial Board sent the contents of the magazine to the Executive Secretariat. The full issue will be officially presented at the 112th session of the Council of Members.

COURSE FOR THE LEADERS OF VIRGIN OLIVE OILS TASTING PANELS

From 21-25 September 2020, the Executive Secretariat held a course via videoconference for the leaders of virgin olive oil tasting panels. Only approved panels are qualified to use the IOC methods to assess the quality of virgin olive oil, and, given these panels' contribution to the elaboration process and their responsibility in the international trade of olive oils, it is important to update their knowledge of the norms and rules governing IOC-recognition of their competence.





The objective was to provide participants with the necessary tools to lead a panel of olive oil tasters according to the methods adopted by the IOC.

Encouraging non-member countries to set up approved laboratories for the quality control of marketed olive oils, the fight against fraud, as well as strengthening the application of the IOC standard in consumer countries was also one of the objectives of this course.

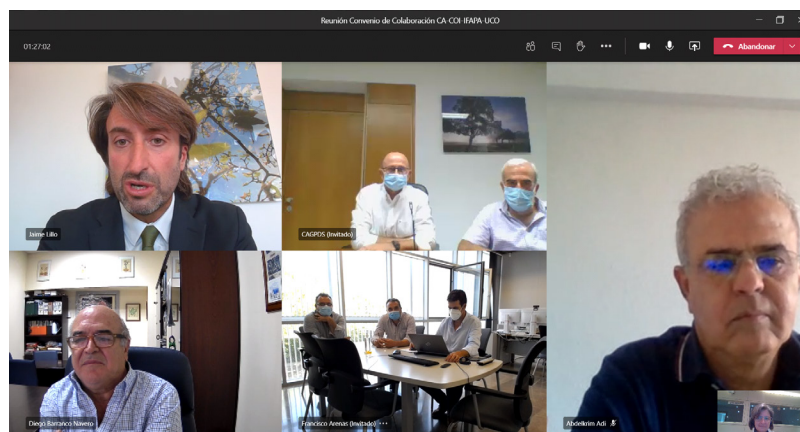


Some 46 tasters from 21 countries took part in this course.

THE CONSERVATION AND SUSTAINABLE USE OF THE GENETIC RESOURCES OF THE OLIVE TREE

It is crucial that institutions work together on the conservation and sustainable use of the genetic resources of the olive tree and the role of the world's olive-germplasm banks. For this reason, the IOC held a videoconference with representatives of the Ministry of Agriculture, Fisheries and Sustainable Development of the Junta de Andalucía (CAGPDS), the University of Córdoba (UCO) and the Andalusian Institute for Research and Training in Agriculture (IFAPA) to highlight the role and future of olive-growing resources and to discuss working together along these lines.

Representing the Executive Secretariat, Jaime Lillo (Deputy Executive Director) and Abdelkrim Adi and Catarina Bairrão Balula (Technology and Environment Unit) hosted the meeting. They met with Manuel Gómez Galera (Head of the Directorate-General for Agricultural and Livestock Production at the CAGPDS); Diego Barranco Navero (representing the Rector of the UCO); José Cara González, (Chair of IFAPA); Francisco José Arenas Arenas and Francisco de Paula Rodríguez García (IFAPA); and Marcelino Bilbao Arrese (CAGPDS).

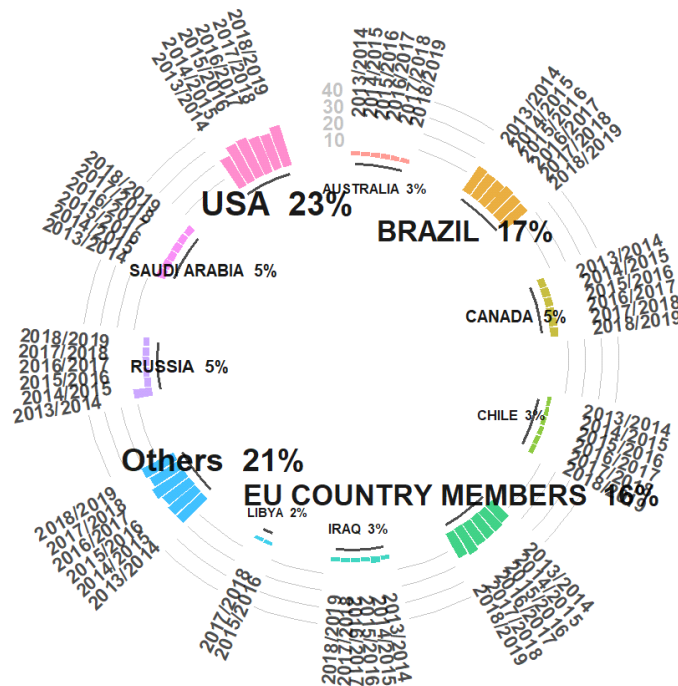




THE WORLD OF OLIVE OIL SOURCE: ECONOMY AND PROMOTION UNIT

FOCUS: TABLE OLIVE IMPORTS

The top three importers of table olives are the United States, Brazil and the European Union, accounting for 23%, 17% and 16% respectively, a total of 56%, of global imports. The remaining countries account for below 6%.



Graph I – Table olives, percentage of global imports (average 6 crop years)

Table 1 shows changes in table olive imports in the main markets over the last six crop years. All saw sharp rises in the 2018/19 crop year except for the European Union, where imports remained stable. The United States and Russia saw the highest, increasing by 21.5% and 9.3% respectively since the 2017/18 crop year.

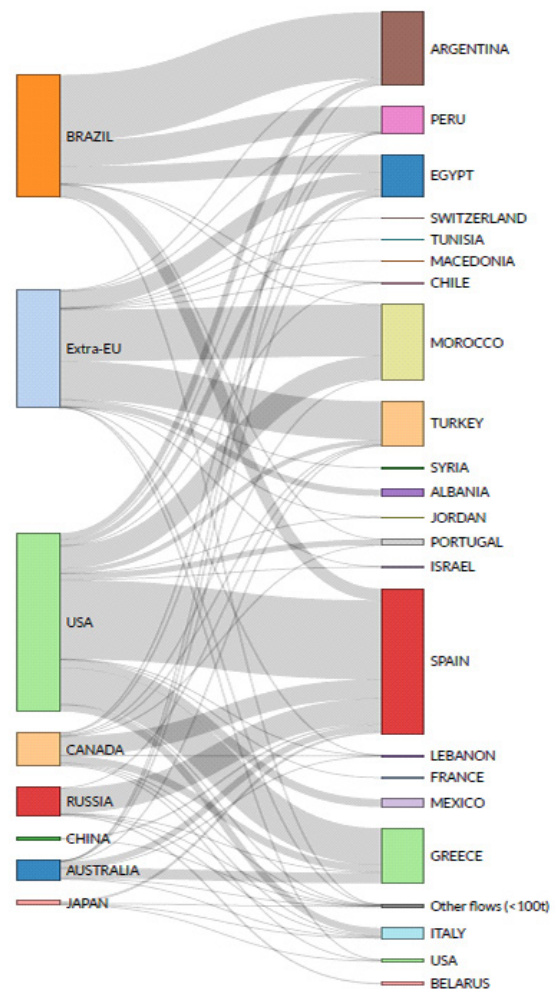


	2013/2014	2014/2015	2015/2016	2016/2017	2017/2018	2018/2019	Average	%Variation Rates
AUSTRALIA	17914	15841	15510	17597	17260	18488	17102	↑ 7.1
BRAZIL	113999	103255	102045	114284	109933	117796	110219	↑ 7.2
CANADA	29141	29153	29931	28662	31337	32324	30091	↑ 3.2
CHINA	1019	1713	1756	1872	1801	1847	1668	↑ 2.6
JAPAN	4304	4680	3668	4393	3986	4087	4186	↑ 2.5
RUSSIA	26492	22517	21620	24400	25654	28045	24788	↑ 9.3
USA	135453	151939	154050	146232	141211	171620	150084	↑ 21.5
Extra-EU	93018	91526	97455	98777	113948	113960	101447	↓ 0
Total	421339	420624	426036	436216	445130	488167	439585	↑ 9.7

Graph II - Tables olive imports to the main importing markets (2018/2019)

The main suppliers of table olives to these markets are Spain, Argentina, Morocco, Greece, Turkey, Egypt and Peru. The total volume of olives imported ranges from over 26 000 tonnes for Peru to almost 140 000 tonnes for Spain.

By market, Greece (53%) and Spain (32%) are Australia's two main suppliers; Argentina (54%) and Peru (21%) those of Brazil; and Spain (57%) and Greece (21%) those of Canada. Spain is the main supplier of China (90%) and Russia (85%); Spain (61%) alongside the United States (16%) that of Japan; and Spain (44%) and Greece (20%) that of the United States. Morocco (43%) and Turkey (32%) are the main suppliers of the European Union.





I. WORLD TRADE IN OLIVE OIL AND TABLE OLIVES

1. OLIVE OIL – 2019/20 CROP YEAR

The table below shows trade in olive oil and olive-pomace oil in eight countries in the first nine months of the current crop year (October 2019 – June 2020). Imports rose in Canada (25%); Brazil (19%); Russia (17%); China (17%); Australia (17%); the United States (12%); and Japan (8%).

In the first eight months of the 2019/20 crop year, intra-EU acquisitions grew by 10% and extra-EU imports grew by 38% compared to the same period the previous crop year .

OLIVE OIL IMPORTS (INCLUDING OLIVE POMACE OIL)(T)

Country	OCT 18	OCT 19	NOV 18	NOV 19	DEC 18	DEC 19	JAN 19	JAN 20	FEB 19
Australia	3343.7	2275.4	3378.8	2471.8	1894.3	2446.6	2363.8	3130.2	2208.2
Brazil	8245.6	8334.3	8467.6	10999.9	6310.5	7845.2	6515.5	8938.4	8022.5
Canada	4663.2	4516.1	4028.9	4001.1	4217.5	4182.1	4104.4	2778.9	3222.5
China	2495.9	3203.8	4405.4	6565.4	4740.2	6586.4	7115.2	3542.4	1520.3
Japan	5142.4	4963.1	5893.7	5298.7	4610.2	7189.2	5594.4	4643.6	4489.0
Russia	3058.9	3411.8	2291.4	2628.9	2836.1	2904.4	1420.6	1593.7	2177.9
USA	34986.8	33224.7	26394.3	26394.3	22626.7	30983.4	27204.7	24753.6	23870.3
Extra-EU	12787.9	13189.7	14892.6	11496.3	19103.1	17621.2	14229.4	14532.4	19875.5
Intra-EU	89163.6	107857.4	91148.2	103359.5	102335.2	118839.5	94954.1	102450.5	98532.5
Total	163888.0	180976.3	160900.9	169448.3	177030.5	194816.3	160192.6	166805.9	165897.8

OLIVE OIL IMPORTS (INCLUDING OLIVE POMACE OIL)(T)

Country	FEB 20	MAR 19	MAR 20	APR 19	APR 20	MAY 19	MAY 20	JUN 19	JUN 20
Australia	2375.6	2548.4	2633.4	2178.1	2800.3	2777.4	4259.8	2583.8	4876.5
Brazil	8860.8	8848.9	11911.3	8794.1	9276.8	6699.1	8037.8	5323.9	5583.8
Canada	3222.5	4017.0	5877.1	4763.8	5477.6	3986.2	7404.6	3013.6	4463.3
China	3542.4	3598.7	2780.2	3047.9	2549.1	3275.0	4602.8	3252.2	5729.5
Japan	5125.7	5398.7	6332.9	7211.1	6473.0	5832.1	5507.6	5786.2	8549.2
Russia	2122.7	1970.7	2935.8	2351.1	3061.1	2251.3	3066.7	2594.0	2690.1
USA	29002.5	25869.5	32358.3	33158.2	37219.0	28349.6	39712.1	29734.5	45347.2
Extra-EU	21666.8	18327.4	37832.2	14793.0	32364.3	16365.3	31194.9	12380.0	-
Intra-EU	105366.4	99815.8	108906.5	94274.0	101550.7	90213.9	91445.7	90792.1	-
Total	181285.4	170395.0	211567.8	170571.3	200772.0	159749.8	195238.0	155460.1	77239.6



2. TABLE OLIVES – 2019/20 CROP YEAR

The table below shows trade in table olives in the first ten months of the 2019/20 crop year (September 2019 – June 2020). Imports grew by 4% in both Canada and Brazil but fell by 13% in Australia and 9% in the United States compared to the same period the previous crop year.

TABLE OLIVE IMPORTS (T)										
Country	SEP 18	SEP 19	OCT 18	OCT 19	NOV 18	NOV 19	DEC 18	DEC 19	JAN 19	JAN 20
Australia	1598.5	1177.7	3378.8	2471.8	1894.3	2446.6	2363.8	3130.2	2208.2	1488.0
Brazil	9521.8	9869.7	12056.6	12570.2	12807.1	13466.6	9626.1	11834.1	7349.8	9248.7
Canada	2702.7	2310.2	2641.3	2934.7	2848.2	2863.4	2403.5	3192.4	2326.4	2594.0
USA	9902.5	14549.7	11907.0	14945.7	13040.2	13593.2	11242.6	11738.4	12164.6	10062.5
Extra-EU	6523.2	7232.8	8807.6	8514.3	9501.1	9282.0	8713.5	9596.4	10517.6	9440.1
Intra-EU	29234.7	26860.7	31315.6	40385.0	34606.4	33707.0	29204.6	28889.4	23680.6	25657.6
Total	59483.4	62000.9	68191.0	80537.5	74800.5	74518.7	62423.2	66565.9	57466.9	58491.0

TABLE OLIVE IMPORTS (T)										
Country	FEB 19	FEB 20	MAR 19	MAR 20	APR 19	APR 20	MAY 19	MAY 20	JUN 19	JUN 20
Australia	1233.8	1164.9	1848.5	1313.1	1590.2	1189.3	1556.4	1272.0	1191.9	1448.6
Brazil	9384.3	9559.4	8535.6	9705.8	10371.6	8022.8	9465.4	8040.0	7874.0	9629.6
Canada	2112.2	2050.4	2695.6	3172.0	3071.6	2659.9	2993.9	3267.6	2625.2	2542.3
USA	9854.0	9311.0	15965.2	12787.5	16395.3	11315.2	14787.7	11190.6	16081.7	10680.7
Extra-EU	9519.6	8643.9	11044.0	12928.9	12024.3	11161.6	19875.5	9479.6	8362.4	-
Intra-EU	25012.7	25211.3	27382.2	31488.1	29124.2	21986.9	30823.2	23753.9	30453.3	-
Total	57116.4	55940.8	67471.2	71395.5	72577.2	55317.7	71221.3	57003.7	66588.6	24301.3

In the first nine months of the 2019/20 crop year (September 2019 – May 2020), intra-EU acquisitions fell by 1% and extra-EU imports by (2%) compared to the same period the previous crop year.



II. PRODUCER PRICES – OLIVE OIL

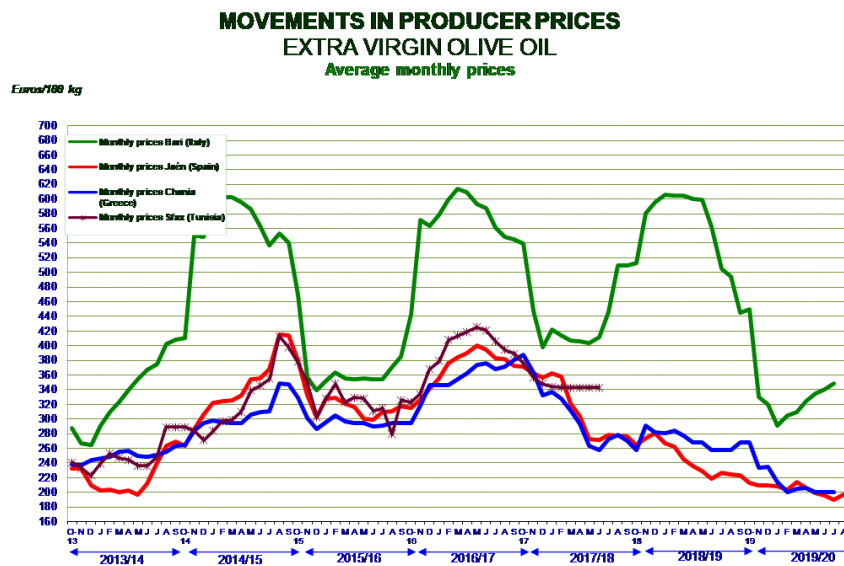
Monthly price movements for extra virgin olive oil and refined olive oil are shown in graphs 1 and 2.

Extra virgin olive oil – Producer prices in Spain in the last week of August 2020 stood at €2.02/kg, a 10% fall compared to the same period the previous crop year.

Italy – Prices in Italy in the last week of July 2020 stood at €3.65/kg, a 28% fall compared to the same period the previous crop year.

Greece – Prices in Greece in the second week of August 2020 stood at €2.11/kg, an 18% fall compared to the same period the previous crop year.

Tunisia – Prices in Tunisia remained stable in the last weeks of June 2018, at €3.43/kg, an 18% fall compared to the same period the previous crop year.

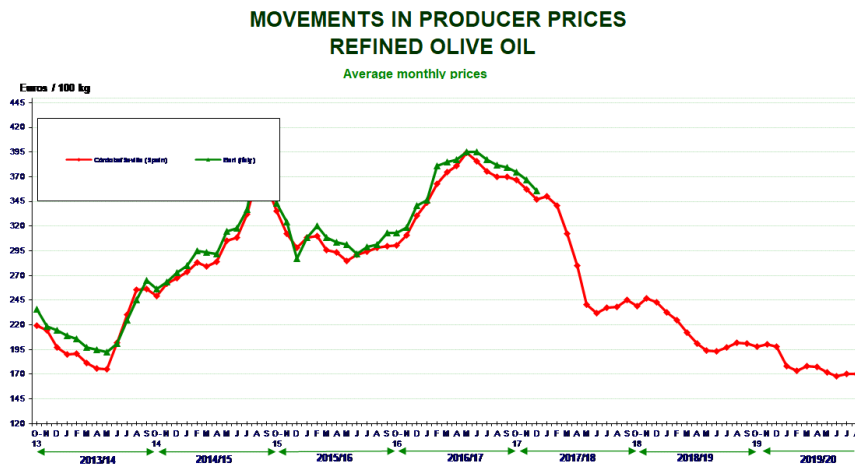


Graph I



Refined olive oil: Producer prices in Spain stood at €1.71/kg in the last week of August 2020, which indicates a fall of 17% compared to the same period the previous crop year. Data for Italy in this category are not available since the end of December 2017 when they had increased by 4% to €3.56/kg.

In the last week of August 2020, the difference between the price of extra virgin olive oil (€2.02/kg) and refined olive oil (€1.71/kg) in Spain was €0.31/kg. In Italy, the difference was €0.43/kg in December 2017 (Graph 2).



Graph 2



STAY TUNED!

<http://www.internationaloliveoil.org>

Keep up with the olive sector through Olive News:

<http://www.scoop.it/t/olive-news>

and the goings on at the IOC:

<http://www.linkedin.com/company/international-olivecouncil>

Our scientific journal Olivæ is available at:

<http://www.internationaloliveoil.org/store/index/48-olivæ-publications>



IOC Head quarters:
C/ Príncipe de Vergara 154, Madrid