



IN THIS ISSUE

Madrid - Despite the restrictions imposed by the outbreak of covid-19, the Executive Secretariat has kept busy. Find updates on what we've been up to in our April newsletter, including articles on:

- **Telework extension**
- **OHIS: olive oil and health**
- **Expert meeting postponed**
- **Scholarship application deadline pushed back**
- **Procurement notice – extended deadline**
- **Chemistry decisions adopted by written procedure**
- **Spotlight: Japan**
- **Latest stats from the global olive oil market**

IOC TELEWORKING TO CONTINUE



ALL ACTIVITIES ARE BEING MANAGED REMOTELY AND UNINTERRUPTED

Madrid - Due to the outbreak of **covid-19** and in accordance with the provisions adopted by the Spanish Government to prevent its spread, the **Executive Secretariat** will continue to telework until further notice.

All activities are being managed remotely, as stipulated by the state of emergency. **We will inform you of any news.** For anything urgent, please contact the Executive Secretariat at [**iooc@internationaloliveoil.org**](mailto:iooc@internationaloliveoil.org)



OHIS: Link to HEALTH

IOC IN COLLABORATION WITH THE UNIVERSITY OF NAVARRA



INTERNATIONAL
OLIVE
COUNCIL



Universidad
de Navarra
School of Medicine



Madrid – The Executive Secretariat has been working with the Department of Preventative Medicine and Public Health at the University of Navarra alongside a number of researchers with over ten years' experience.

Together, they have created a portal that collects scientific information on the health benefits of olive oil and olive products. The project, called the Olive Health Information System, or **OHIS**, aims to provide users with a regularly updated database, giving them access to the latest research, including technical documents as well as more accessible content written in simple language.

Experts and scientists from the University will also publish scientific reviews and reports to summarise key research from all over the world, including infographics to illustrate the findings visually. The results will be included in the Observatory that the IOC is setting up to provide members and users with more up-to-date information on current issues. To reach the portal OHIS please click the link below.

<https://meddietolivehealth.com/>

EXPERT MEETING POSTPONED

THE OUTBREAK OF COVID-19 CONTINUES TO AFFECT ACTIVITIES ON THE IOC AGENDA

Madrid - The meeting of experts on the organoleptic assessment of virgin olive oil, which was supposed to take place on 25 and 26 May at IOC headquarters, has been cancelled and postponed to 16 and 17 September. The **Chemistry and Standardisation Unit** will send further information to the expert members of this committee. The Executive Secretariat will continue to update the agenda according to the current state of emergency.



SCHOLARSHIP APPLICATION DEADLINE PUSHED BACK

Madrid - The deadline to nominate candidates for scholarships for the university specialisation course has been extended to 15 May 2020. This course is on the organoleptic assessment of virgin olive oil and is a collaboration between the IOC and the University of Jaén (Spain). The course will begin on 21 September 2020 and end on 16 December 2020. The deadline has been extended due to the COVID-19 outbreak and in response to requests from some member countries. More information can be found in the note attached.

<https://www.internationaloliveoil.org/joint-scholarships/>

PROCUREMENT NOTICE – DEADLINE EXTENDED

Bid Reference: CO / 2020-06. (ECO/PRO)

Study on consumer behavior: A notice was published to contract an external company for the international study on consumer behavior. The deadline has been extended to **31 May 2020**. For further information please click the link below.

<https://www.internationaloliveoil.org/wp-content/uploads/2020/04/1-ANUNCIO-DE-CONTRATO-Estudio-del-consumidor-Plazo-extendido.pdf>

Tender reference: CO/2020 – 11 Obs

Newsletter: A notice was published on 17 March 2020 to procure services for implementing the IOC newsletter. The original deadline was set to 18 April 2020, but it has since been extended to **31 May 2020**.

For further information please consult the following link.

<https://www.internationaloliveoil.org/wp-content/uploads/2020/04/1ANUNCIO-DE-CONTRATO NEWSLETTER DEADLINE EXTENDED 1-1.pdf>





The IOC and the UNIVERSITY OF BARCELONA (Torribera Mediterranean Center) sign an MOU



Madrid - Despite the restrictions imposed by covid-19, institutional and representative IOC activities continue to run at full speed.

In fact, an important collaboration agreement has just been signed between the IOC and the Torribera Mediterranean Center (TMC), an academic centre affiliated with the University of Barcelona and the Culinary Institute of America. The MOU is aimed at creating synergies in activities

related to training, research and technical cooperation, as well as in activities implemented within bilateral and regional development projects. Under this agreement, the IOC has the opportunity to be part of the Business Leadership and Innovation Council of the TMC as an affiliated member organization. The University of Barcelona will guarantee the public recognition of this collaboration, which it will disseminate through its communication channels in accordance with the project mission.

DECISIONS ADOPTED BY WRITTEN PROCEDURE



Madrid – Two decisions were presented at the 110th session of the Council of Members in November 2019. Both were adopted by written procedure in March 2020, and are as follows:

- **Decision No. DEC-III.1/111-VI/2020**, adopting the guide for verifying the conformity of a previously declared commercial category of olive oil and olive pomace oil in order to ensure the verification of a product's conformity with the regulations in force. A series of recommendations can be found in the guide that help guarantee legal protection.
- **Decision No. DEC-III.2/111-VI/2020**, adopting the revision of the method for the organoleptic assessment of virgin olive oils for the following documents:
 - ✓ The revision of document COI/T.20/ Doc. No. 14, the guide for the selection, training and control of qualified tasters of virgin olive oil, harmonising it with COI/T.28/Doc No. 1.
 - ✓ The document regarding the sensorial analysis of olive oil, the standards for the glasses used for tasting oils revising the method for cleaning the tasting glass.

These documents are available on our website at the following below:

<https://www.internationaloliveoil.org/what-we-do/chemistry-standardisation-unit/standards-and-methods/>



WHAT WE DO

ECONOMIC AFFAIRS & PROMOTION UNIT



IOC: NEWS IN A CLICK

Subscribe to the newsletter by following the instructions on the homepage of IOC website

Madrid – The dissemination of information is one of the tasks entrusted to the Executive Secretariat by the International Agreement on Olive Oil and Table Olives, 2015.

The Executive Secretariat periodically prepares the world olive oil, olive pomace oil and table olive oil balance sheets and regularly disseminates economic data and analyses on olive oil and table olives in its monthly newsletter and on the IOC website. To access this information, click on the links below.

<https://www.internationaloliveoil.org/what-we-do/economic-affairs-promotion-unit/>

You can also subscribe to the newsletter by following the instructions on the homepage of IOC website.

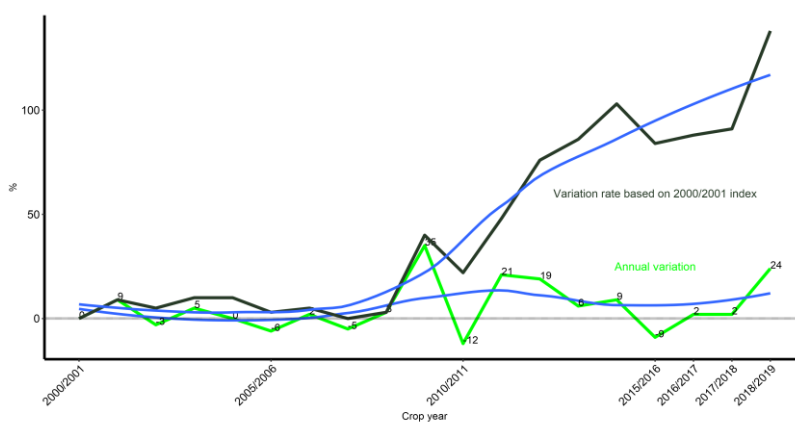
FOCUS on JAPAN

Source : Economy and Promotion Unit



IMPORTS OF OLIVE OIL

Imports rebound to record figures. Imports of virgin olive oil and olive oil into Japan increased by 24% in the 2018/19 crop year compared to the previous, reaching 68 981 t.

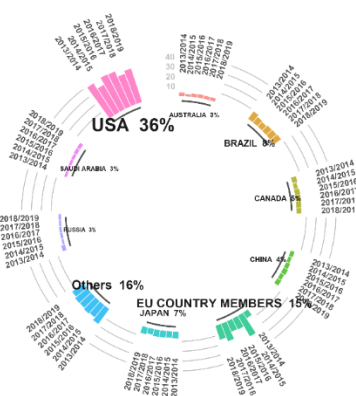


Source: IOC own elaboration based on trade Statistics of Japan – Ministry of Finance



1. Olive oil and olive pomace oil

Japan accounts for about 7% of world olive oil imports, in fourth behind the United States (36%), the European Union (15%) and Brazil (8%). Between the four, they take 66% of all olive oil imports. The remaining importing countries fall below 6%.



Graph I – Olive oil and olive pomace oil, percentage of world imports (average 6 crop years)

Imports of olive oil and olive pomace oil into Japan increased by 23.6% in the last crop year. The olive oil market in Japan saw strong growth from 2011/12 to 2014/15, when it reached 61 904 t. However, in the 2015/16 crop year, it recorded a fall of 8.3% compared to the 2014/15 crop year. In 2018/19, it reached a historic high of 70 640 t.

Table I shows imports over the last 6 crop years. The two main suppliers of olive oil to Japan are Spain and Italy, both of which saw increases compared to the previous crop year – of 29% in Spain and of 20.9% in Italy. Together, they contribute 93.9% of total imports, followed by Turkey with 3.7%, a fall of 6.1%.

	2013/2014	2014/2015	2015/2016	2016/2017	2017/2018	2018/2019	%Variation Rates
SPAIN	26455	33584	31455	33757	33622	43360	↑ 29
ITALY	24691	25066	22233	20769	19022	22998	↑ 20.9
TURKEY	3893	1884	870	830	2757	2590	↓ -6.1
GREECE	670	794	1160	691	705	744	↑ 5.5
TUNISIA	79	83	106	189	355	320	↓ -9.9
PORTUGAL	27	128	413	213	397	256	↓ -35.6
AUSTRALIA	60	75	230	185	91	192	↑ 109.6
CHILE	71	104	103	74	59	77	↑ 30.3
Others	272	187	168	175	157	104	↓ -33.6
Total	56218	61904	56738	56884	57166	70640	↑ 23.6

Table I – Imports of olive oil and olive pomace oil by country of origin (2013/14 – 2018/19) (t)



Graph II - Imports 2013/14 – 2018/19 (×1000 t)

By country of origin, 95.4% of imports to Japan in the 2018/19 crop year came from the European Union. Spain leads with 61.4%, followed by Italy with 32.6%. The remaining countries fall below 4%. As regards volumes by product, 76.4% of imports were under code 15.09.10 (virgin olive oils), followed by 21.3% under code 15.09.90 (olive oils) and the remaining 2.3% under code (15.10.00) (olive pomace oils).

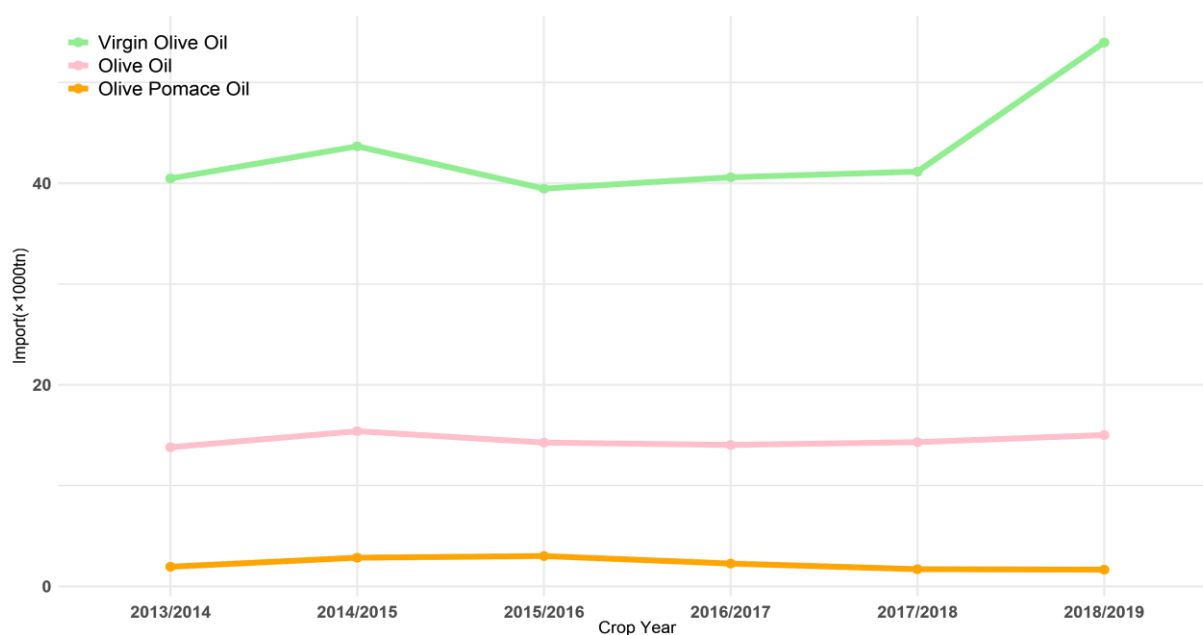
Country	OLIVE OIL		OLIVE POMACE OIL	TOTAL
	150910 VIRGIN OLIVE OIL	150990 OLIVE OIL	151000 OLIVE POMACE OIL	
SPAIN	33097	9332	932	43360
ITALY	17197	5297	505	22998
TURKEY	2216	373	0	2590
GREECE	734	4	6	744
TUNISIA	313	6	0	320
PORTUGAL	40	0	216	256
AUSTRALIA	191	0	0	192
CHILE	77	0	0	77
OTHERS	103	1	0	104
TOTAL	53967	15014	1659	70640

* Source: Own elaboration based on Trade Statistics of Japan - Ministry of Finance

Table II – Imports by product type and country of origin (2018/2019) (t)



Virgin olive oil imports saw a positive trend in the last crop year: imports increased by 31.1% if we compare the 2018/2019 crop year with the 2017/2018 crop year when they represented 72% of total imports.



Graph III – Imports by product type 2013/14 – 2018/19 (x1000 t)





Olive oil imports to JAPAN, 2018/19 crop year



Source: IOC own elaboration based on Japan Bureau of Statistics



THE INTERNATIONAL MARKET

(Source : Economy and Promotion Unit)

I. WORLD TRADE IN OLIVE OIL AND TABLE OLIVES

1. OLIVE OIL – 2019/20 CROP YEAR

The table below shows trade figures for olive oil and olive pomace oil in the top eight markets in the first four months of the current crop year (October 2019 – January 2020). Imports rose in Brazil (22%); China (6%); and Canada, Japan and Russia (4%). Imports fell in Australia (6%) and the US (9%) compared to the same period the previous crop year.

In the first three months of the current crop year (2019/20), intra-EU acquisitions grew by 17% and extra-EU imports fell by 10% compared to the same period the previous crop year¹.

No	Importing country	October 18	October 19	November 18	November 19	December 18	December 19	January 19	January 20
1	Australia	3343,7	2275,4	3378,8	2471,8	1894,3	2443,6	2363,8	3130,2
2	Brazil	8245,6	8334,3	8467,6	10999,9	6310,5	7845,2	6515,5	8938,4
3	Canada	4663,2	4516,1	4028,9	4001,1	4217,5	4182,1	3245,9	4104,4
4	China	2495,9	3203,8	4405,4	6565,4	4740,2	6586,4	7115,2	3542,4
5	Japan	5142,4	4963,1	5893,7	5298,7	4610,2	7189,2	5594,4	4643,6
6	Russia	3058,9	2834,2	2291,4	2628,9	2836,1	2904,4	1420,6	1593,7
7	USA	34986,8	33224,7	26394,3	22626,7	30983,4	27204,7	24753,6	23870,3
8	Extra-EU/28	12787,9	13189,7	14892,6	11496,3	19103,1	17621,2	14229,4	n.d
	Intra-EU/28	89163,6	107857,4	91148,2	103359,5	102335,2	118839,5	94954,1	n.d
	Total	163888,0	180398,7	160900,9	169448,3	177030,5	194816,3	160192,6	49823,0

Olive oil imports (including olive pomace oils) (t)

2. TABLE OLIVES – 2019/20 CROP YEAR

The table below shows trade in table olives in the first five months of the current crop year (September 2019 to January 2020)². It points to an 8% increase in both Brazil and the US, and an 8% increase in Canada. However, trade fell by 12% in Australia compared to the previous crop year.

In the first four months of the current crop year (September 2019 – December 2019), intra-EU acquisitions grew by 6% and extra-EU imports grew by 3% compared to the same period the previous crop year³.

No	Importing country	September 18	September 19	October 18	October 19	November 18	November 19	December 18	December 19	January 19	January 20
1	Australia	1598,5	1177,7	1462,9	1187,7	1997,5	1606,4	1232,9	1315,2	1427,8	1488,0
2	Brazil	9521,8	9869,7	12056,6	12570,2	12807,1	13466,6	9626,1	11834,1	7349,8	9248,7
3	Canada	2702,7	2310,2	2641,3	2934,7	2848,2	2863,4	2403,5	3192,4	2326,4	2594,0
4	USA	9902,5	14549,7	11907,0	14945,7	13040,2	13593,2	11242,6	11738,4	12164,6	10062,5
5	Extra-EU/28	6523,2	7232,8	8807,6	8514,3	9501,1	9282,0	8713,5	9596,4	10517,6	n.d
	Intra-EU/28	29234,7	26860,7	31315,6	40385,0	34606,4	33707,0	29204,6	28889,4	23680,6	n.d
	Total	59483,4	62000,9	68191,0	80537,5	74800,5	74518,7	62423,2	66565,9	57466,9	23393,3

Table olive import (t)

¹ EU data were not available for the month of January 2020 when this newsletter went to print.

² According to the new provisions of the International Agreement on Olive Oil and Table Olives, 2015, which came into force on 1 January 2017, "table olive crop year" means the period of twelve months from 1 September of one year to 31 August of the next.

³ EU data were not available for the month of January 2020 when this newsletter went to print.



II. PRODUCER PRICES – OLIVE OILS

Monthly price movements for extra virgin olive oil and refined olive oil can be found in Graphs 1 and 2.

Extra virgin olive oil - Producer prices in **Spain** in the third week of March 2020 stood at €2.14/kg, a 10% fall compared to the previous crop year.

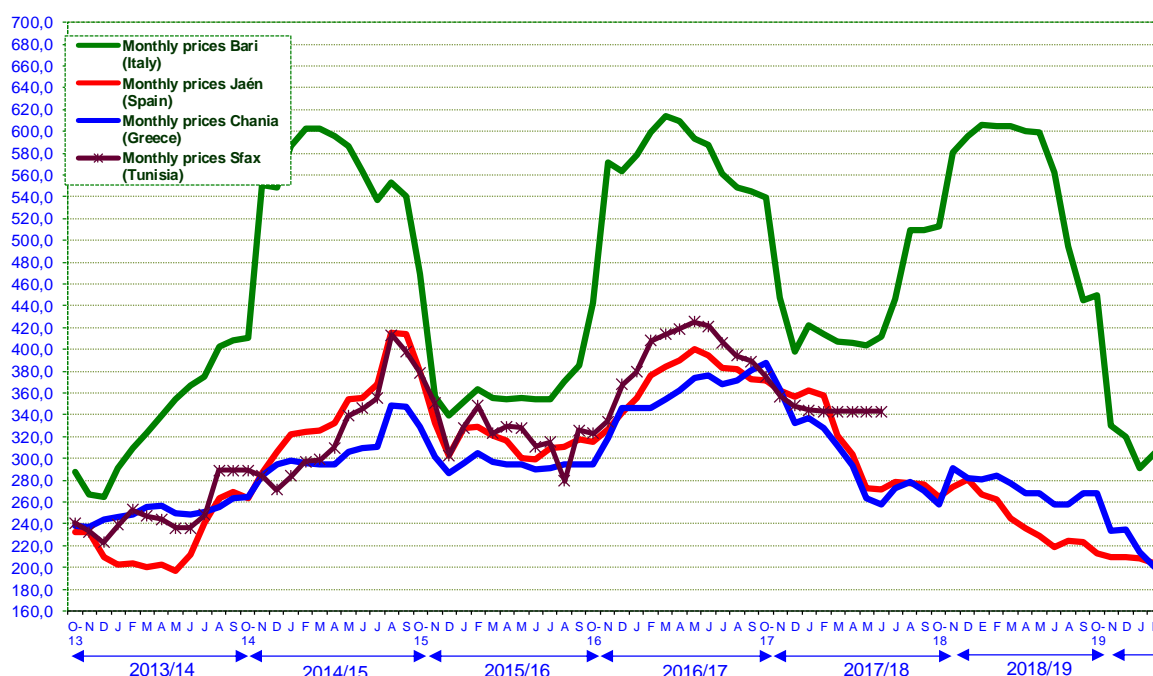
Italy - Prices in Italy in the third week of February 2020 stood at €3.10/kg, a 49% fall compared to the previous crop year.

Greece - Prices in Greece in the third week of February 2020 stood at €1.90/kg, down 28% on the previous crop year.

Tunisia - Prices in Tunisia were stable in the last weeks of June 2018, coming in at €3.43/kg, an 18% fall compared to the previous crop year.

MOVEMENTS IN PRODUCER PRICES EXTRA VIRGIN OLIVE OIL Average monthly prices

Euros/100 kg



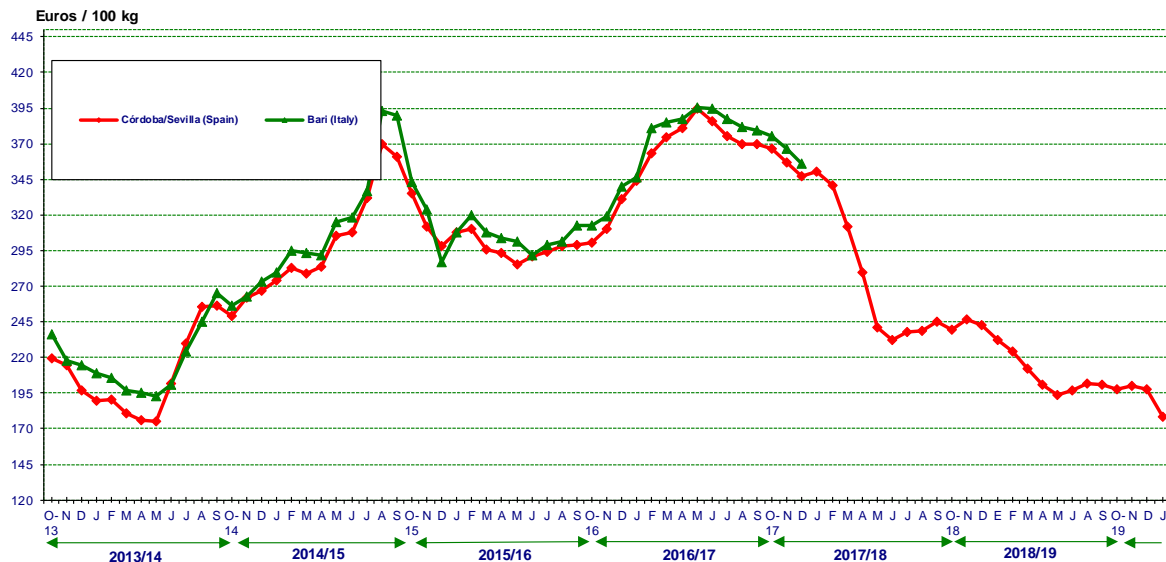
Graph 1

Refined olive oil: Producer prices in Spain stood at €1.78/kg in the third week of March, which indicates a fall of 19% compared to the same period the previous crop year. Data for Italy are not available since the end of December 2017 when they had increased by 4% to €3.56/kg.

In the third week of March 2020, the difference between the price of extra virgin olive oil (€2.14/kg) and refined olive oil (€1.78/kg) in Spain was €0.36/kg. In Italy, the difference was €0.43/kg in December 2017 (Graph 3).



MOVEMENTS IN PRODUCER PRICES REFINED OLIVE OIL Average monthly prices



Graph 2



STAY TUNED!

<http://www.internationaloliveoil.org>

Keep up with the olive sector through Olive News:

<http://www.scoop.it/t/olive-news>

and the goings-on at the IOC:

<http://www.linkedin.com/company/international-olivecouncil>

Our scientific journal Olivæ is available at:

<http://www.internationaloliveoil.org/store/index/48-olivæ-publications>



- The International Olive Oil Council's headquarters in Calle Principe de Vergara 154 in Madrid