



IN THIS ISSUE

Madrid - The 111th session of the Council of Members is fast approaching. Things will be a bit different this year, due to the outbreak of covid-19, but no less important.

As usual, the Council will decide on decisive measures concerning all activities of the Executive Secretariat, including those reported in our newsletter. Meanwhile, in this month's issue, you will find:

- 111th session to be held by videoconference
- The electronic working groups of the IOC
- Scientific information system on olive oil and health: OHIS
- Changes of plan, upcoming events
- IOC bookstore free of charge
- An homage to Rino Forcella
- New monthly dashboard of the IOC
- Focus China import and export
- The international market of olive oil and table olives



The 111th session to be held by videoconference

Madrid - The outbreak of covid-19 has led many countries to impose states of emergency and restrict movement.

Unfortunately, this affects us all. The Chair of the Council of Members, on behalf of the Georgian authorities, has

informed the Executive Secretariat that Georgia can no longer host the session in Tbilisi



from 29 June to 3 July 2020. We would like to thank the Georgian authorities for their efforts to organise the session and host us in the capital. Unfortunately, the pandemic decided otherwise.

Nevertheless, since we are unable to hold face-to-face meetings, the Chair has agreed to hold the 111th session of the Council of Members by videoconference on 29 June and 1 July 2020. Discussions will be limited to topics requiring urgent decision to ensure the continued service of the Executive Secretariat.

As usual, the documents for the session and the Committee reports will be available one month before the meetings take place. They will be published on the private area of the website in a space reserved exclusively for delegations and representatives of Members who are accredited to take part in this session.



The electronic working groups of the IOC

Madrid - The Standardisation and Research Unit continues to operate remotely during the pandemic.

The Executive Secretariat is working with the experts from the various working groups that cover the fields of the physico-chemical analysis of olive oils and olive-pomace oils (erythrodiol + uvaol, phenolic compounds, stigmastadienes, non-standard parameters, contaminants, pesticides, etc.); the organoleptic characteristics of virgin olive oils; and panel harmonisation (taster training, granting recognition, reference material, statistics, consumer guide on storage, etc.).

These electronic working groups (eWGs) have been created to help find solutions to the problems facing the sector and are coordinated by experienced experts. They work with the Executive Secretariat to provide objective, professional and not-for-profit assistance.



One priority activity of the Unit is coordinating the eWGs for the revision of the Codex standard. This group works continuously to prepare reports to be submitted to Codex on the following chemical and organoleptic issues:

- Fatty acids
- The ordinary category of virgin olive oil
- The median defect
- Ethyl esters
- PPPs and DAGs

Discussions have continued via videoconferences to make sure members are able to make progress and conclude their reports.

SCIENTIFIC INFORMATION SYSTEM ON OLIVE OIL AND HEALTH (OHIS)



INTERNATIONAL
OLIVE
COUNCIL



Universidad
de Navarra
School of Medicine

Madrid - The new informative platform set up by the IOC in collaboration with the University of Navarra is now live on the IOC website

<https://www.internationaloliveoil.org/>

This platform is dedicated to researchers and the general public alike. It offers scientific articles on the health effects of olive oil and olive products to keep users informed and disseminate the benefits of the Mediterranean diet and olive oil in the prevention of chronic diseases. A monthly



scientific newsletter will also be distributed not only through the main international research centres but also on the IOC website.



Available online
FREE OF CHARGE on IOC WEBSITE:

<https://www.internationaloliveoil.org/publications/>



CHANGES OF PLANS

Madrid - The activities scheduled for the Standardisation and Research Unit have been modified due to the outbreak of covid-19. A few key meetings at IOC headquarters have been postponed and the new dates are as follows:



- The expert meeting on the organoleptic assessment of virgin olive oils: 16 and 17 September.
- The meeting on the composition of olive oils and varietal identification: 6 October. This will coincide with the meeting of chemistry experts for the study on analytical methods on 7 and 8 October

IOC BOOKSTORE FREE OF CHARGE



Madrid - In order to help relieve covid confinement, the College of Senior Officials has decided to offer the new digital library for free on the IOC website.

From now on, users can download the digital copies of technical and scientific publications in the available languages free of charge.

Just click **PUBLICATIONS** from the options near the top of the homepage, or click on this link: <https://www.internationaloliveoil.org/publications/>. Next, click **SELECT CATEGORY** and **DIGITAL EDITION**.

Then just follow the instructions on the screen, fill in the form and download the publication. The file will be sent directly to the email address you entered on the form. Please fill in your email address correctly.

You can also sign up to our Newsletter here by ticking the box below the form. You will then receive a confirmation email with instructions for opening the file and a special password for the encrypted file. On behalf of the Executive Secretariat, happy reading!



AN HOMAGE TO RINO FORCELLA

Rome - **Rino Forcella**, honorary Chair of Federolio after more than thirty years as its Director General and former Chair of the IOC Advisory Committee, passed away on 30 April.

His work to bring the modernity of EU policies and world trade to the sector was praised at the 60th anniversary of the IOC in November 2019. Rino Forcella was recognised as a key reference in the olive sector. He was appreciated by all, from Rome to Brussels to Madrid.

The Executive Director of the IOC, Abdellatif Ghedira, expressed the condolences of the entire Executive Secretariat in a note addressed to the Chair of Federolio, Francesco Tabano, and its Director General, Tullio Forcella, Rino's brother and current Vice-Chair of the Advisory Committee.

A tribute will be paid to Rino Forcella and his commitment to the sector before the representatives of the world olive oil industry at the next meeting of the Advisory Committee.



Rino Forcella among his young olive trees in Pantelleria
The email address of the Federolio Secretariat is: segreteria@federolio.it




NEW MONTHLY DASHBOARD OF THE IOC

Madrid - In April, the prices and balance sheets section of the Economic Unit launched a new platform with monthly updates on data from the sector.

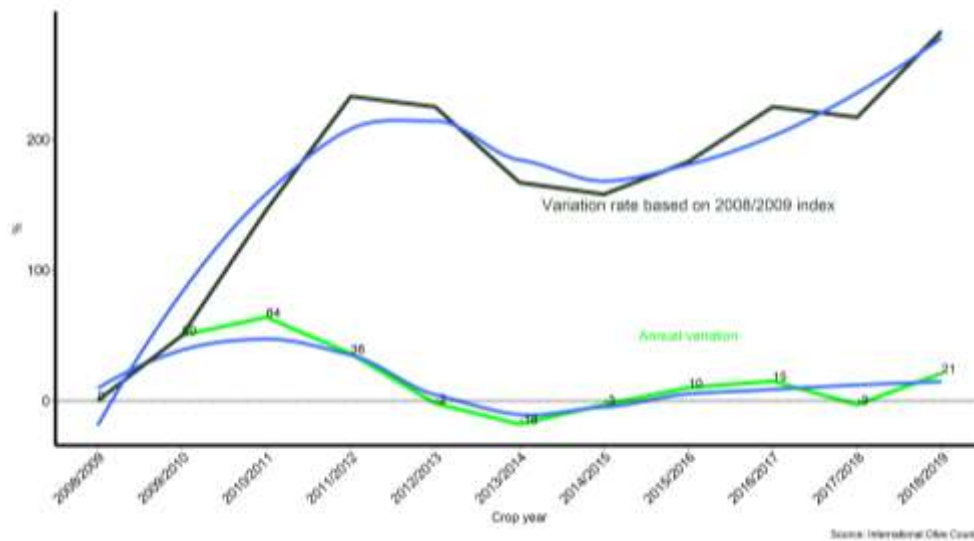
This dashboard includes data on production, consumption and trade in the top markets around the world, including Australia, Brazil, Canada, China, Japan, Greece, Italy, Spain, Russia, the United States and other non-EU import markets. This dashboard provides a useful overview of the global olive sector. It will serve as a strong source of the worldwide data coordinated by the IOC Observatory and will cover all operational activities of the Executive Secretariat.

In the future, this service will also be available to the public on the home page of the IOC website. For now, click **OLIVE OIL DASHBOARD** on the link below:
<https://www.internationaloliveoil.org/what-we-do/economic-affairs-promotion-unit/#pricesEnjoy!>



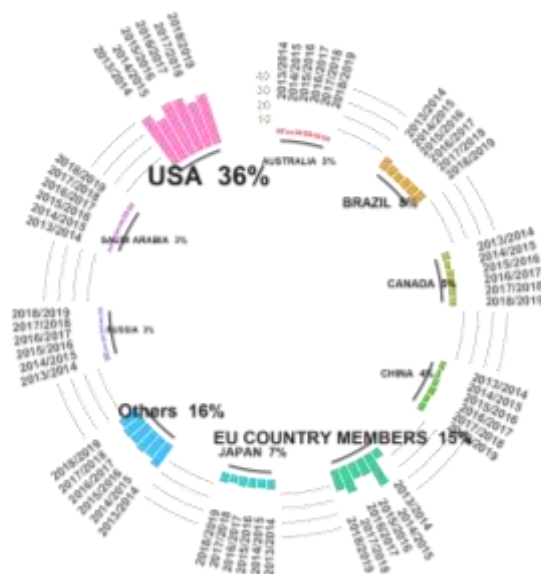
FOCUS CHINA – IMPORTS OF OLIVE OIL

Imports of virgin olive oil and olive oil into China rebounded to the highest figure on record. Imports increased by 21% in the 2018/19 crop year compared to the previous year, reaching 45 871 t.



1. Olive oil and olive-pomace oil

China represents around 4% of olive oil imports around the world, falling sixth behind the United States with 36%, the European Union with 15%, Brazil with 8%, Japan with 7% and Canada with 5%. Between them, they account for 75% of world imports. The rest of the importing countries falling below 4%.



Graph I - Olive oil and olive-pomace oil, percentage of world imports (average 6 crop years)

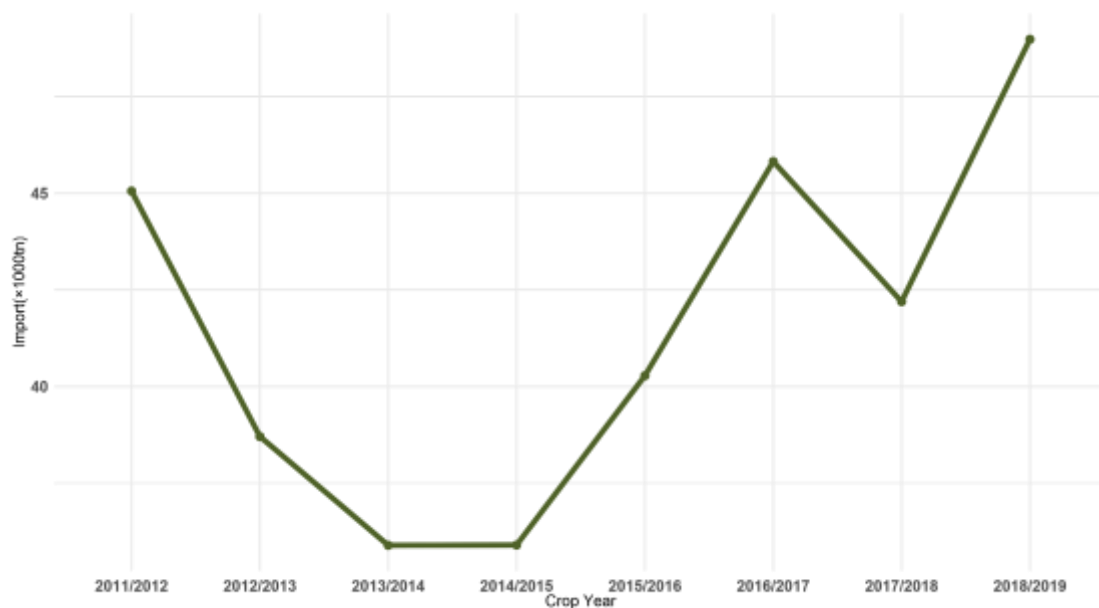


Imports of olive oil and olive-pomace oil into China have increased by 16.1% compared to the previous crop year. The olive oil market in China has seen strong growth during the period from 2014/15 to 2018/19. In the most recent crop year, imports reached 48 986t, 36.5% more than in the 2014/15 crop year.

Table I shows changes in imports over the last six crop years. Spain and Italy were the two main suppliers to China, with increases of 17.3% and 23% respectively, accounting for 96.1% of total imports. The rest of the countries fall below 1%.

	2013/2014	2014/2015	2015/2016	2016/2017	2017/2018	2018/2019	%Variation Rates
SPAIN	21768	26812	32459	35564	35152	41244	↑ 17.3
ITALY	8108	5118	5341	7271	4740	5832	↑ 23
GREECE	1327	964	871	716	554	441	↓ -20.4
AUSTRALIA	816	568	508	314	492	350	↓ -28.8
MOROCCO	886	765	218	1019	28	326	↑ 1084.7
TURKEY	1145	774	169	235	163	196	↑ 20.3
PORTUGAL	159	163	162	139	70	125	↑ 78.6
CHILE	66	37	25	20	44	97	↑ 122.7
TUNISIA	1303	373	266	289	180	79	↓ -56.1
FRANCE	29	55	77	54	66	62	↓ -5.4
Others	285	271	186	202	712	234	↓ -67.2
Total	35891	35898	40281	45822	42198	48986	↑ 16.1

Table I - Olive oil and olive-pomace oil imports by country of origin (2013/14 - 2018/19) (t)



Graph II – Changes in imports 2011/12 - 2018/19 (x1000 t)



By origin, more than 97.3% of the total came from European Union countries in the 2018/19 crop year, with Spain in the lead (84.2%), followed by Italy (11.9%). The remaining countries fall below 1%.

As for category, 70.3% of total imports were under code 15.09.10 (virgin olive oils), followed by imports under 15.09.90 (olive oils) with 23.3% and the remaining 6.4% under 15.10.00 (olive-pomace oils).

Country	OLIVE OIL		OLIVE POMACE OIL	TOTAL
	150910 VIRGIN OLIVE OIL	150990 OLIVE OIL	151000 OLIVE POMACE OIL	
SPAIN	28441	11018	1785	41244
ITALY	4318	287	1227	5832
GREECE	359	41	40	441
AUSTRALIA	350	0	0	350
MOROCCO	326	0	0	326
TURKEY	165	30	1	196
PORTUGAL	93	0	32	125
CHILE	97	0	0	97
TUNISIA	78	0	1	79
FRANCE	51	10	0	62
OTHERS	158	48	28	234
TOTAL	34436	11435	3115	48986

* Source: Own elaboration based on Global Trade International

Tabla II - Distribución de las importaciones por tipo de producto y país (2018/2019) (t)

The last crop year has seen a positive trend in imports of virgin olive oil: the volume of imports rose by 22.6% if we compare the 2018/2019 crop year with the 2014/2015 crop year, when they represented 78.3% of total imports.

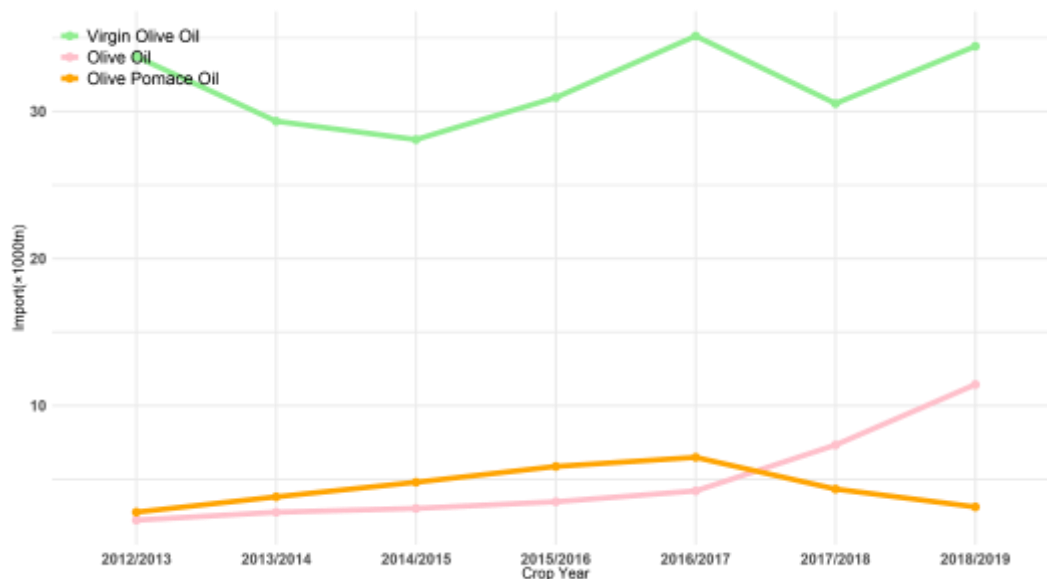


Gráfico III - Evolución de las importaciones por tipo de producto 2012/13 – 2018/19 (×1000 t)



I. WORLD TRADE IN OLIVE OIL AND TABLE OLIVES

1. OLIVE OIL – 2019/20 CROP YEAR

The table below shows the trade of olive oil and olive-pomace oil in the top eight markets in the first five months of the current crop year (October 2019 – February 2019). Imports rose in Brazil (22%), China (16%)¹ Japan and Canada (both 6%), and Russia (3%). They fell in Australia (4%) and the United States (5%) compared to the same period the previous crop year.

In the first four months of the current crop year (2019/20), intra-EU acquisitions grew by 15% and extra-EU imports fell by 7% compared to the same period the previous crop year ².

No	Importing country	October 18	October 19	November 18	November 19	December 18	December 19	January 19	January 20	February 19	February 20
1	Australia	3343,7	2275,4	3378,8	2471,8	1894,3	2443,6	2363,8	3130,2	2208,5	2375,6
2	Brazil	8245,6	8334,3	8467,6	10999,9	6310,5	7845,2	6515,5	8938,4	8022,5	8860,8
3	Canada	4663,2	4516,1	4028,9	4001,1	4217,5	4182,1	3245,9	4104,4	2778,9	3222,5
4	China	2495,9	3203,8	4405,4	6565,4	4740,2	6586,4	7115,2	3542,4	1520,3	3542,4
5	Japan	5142,4	4963,1	5893,7	5298,7	4610,2	7189,2	5594,4	4643,6	4489,0	5125,7
6	Russia	3058,9	2834,2	2291,4	2628,9	2836,1	2904,4	1420,6	1593,7	2177,9	2122,7
7	USA	34986,8	33224,7	26394,3	22626,7	30983,4	27204,7	24753,6	23870,3	26292,8	29002,5
8	Extra-EU/28	12787,9	13189,7	14892,6	11496,3	19103,1	17621,2	14229,4	14532,4	19875,5	n.d
	Intra-EU/28	89163,6	107857,4	91148,2	103359,5	102335,2	118839,5	94954,1	102450,5	98532,5	n.d
Total		163888,0	180398,7	160900,9	169448,3	177030,5	194816,3	160192,6	166805,9	165897,8	54252,2

Olive oil imports (including olive-pomace oils) (t)

2. TABLE OLIVES - 2019/20 CROP YEAR

The table below shows trade in table olives in the first six months of the 2019/20 crop year (September 2019 – February 2020)³. It points to an increase of 10% in Brazil, 9% in the United States and 6% in Canada. However, trade fell by 11% in Australia compared to the same period the previous crop year.

In the first five months of the 2019/20 crop year (September 2019 – January 2020), intra-EU acquisitions grew by 5% and extra-EU imports remained stable compared to the same period the previous crop year⁴.

No	Importing country	September18	September19	October 18	October 19	November 18	November 19	December 18	December 19	January 19	January 20	February 19	February 20
1	Australia	1598,5	1177,7	1462,9	1187,7	1997,5	1606,4	1232,9	1315,2	1427,8	1488,0	1233,8	1164,9
2	Brazil	9521,8	9869,7	12056,6	12570,2	12807,1	13466,6	9626,1	11834,1	7349,8	9248,7	9384,3	9559,4
3	Canada	2702,7	2310,2	2641,3	2934,7	2848,2	2863,4	2403,5	3192,4	2326,4	2594,0	2112,2	2050,4
4	USA	9902,5	14549,7	11907,0	14945,7	13040,2	13593,2	11242,6	11738,4	12164,6	10062,5	9854,0	9311,0
5	Extra-EU/28	6523,2	7232,8	8807,6	8514,3	9501,1	9282,0	8713,5	9596,4	10517,6	9440,1	9519,6	n.d
	Intra-EU/28	29234,7	26860,7	31315,6	40385,0	34606,4	33707,0	29204,6	28889,4	23680,6	25657,6	25012,7	n.d
Total		59483,4	62000,9	68191,0	80537,5	74800,5	74518,7	62423,2	66565,9	57466,9	58491,0	57116,4	22085,6

Table olive imports (t)

¹ The data on imports from China has been calculated for January and February using the average for both.

² EU data were not available for February 2020 when this newsletter went to print.

³ According to the new provisions of the International Agreement on Olive Oil and Table Olives, 2015, which came into force on 1 January 2017, 'table olive crop year' means the period of twelve months from 1 September of one year to 31 August of the next.

⁴ EU data were not available for February 2020 when this newsletter went to print.



II. PRODUCER PRICES – OLIVE OILS

Monthly price movements for extra virgin and refined olive oil are shown in graphs 1 and 2.

Extra virgin olive oil – Producer prices in **Spain** in the second week of April 2020 stood at €2.07/kg, a 12% fall compared to the previous crop year.

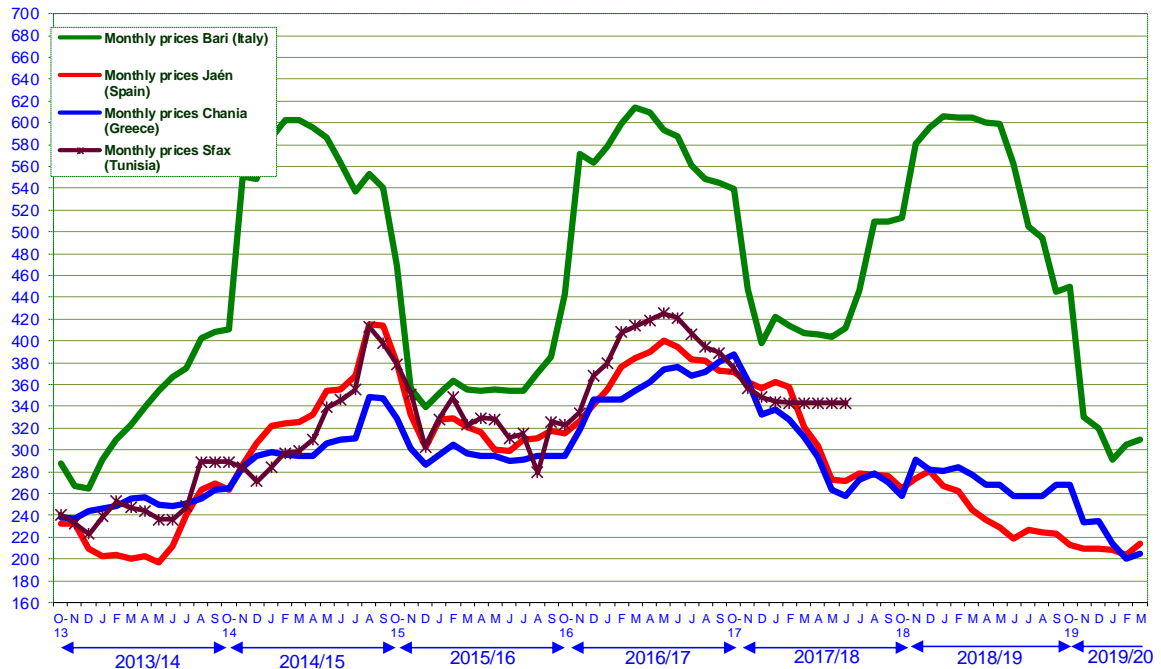
Italy - Prices in Italy in the second week of April 2020 stood at €3.30/kg, a 46% fall compared to the previous crop year.

Greece - Prices in Greece in the second week of April 2020 stand at €2.10/kg, a 20% fall compared to the previous crop year.

Tunisia - Prices in Tunisia remained stable in the last weeks of June 2018, at €3.43/kg, an 18% fall compared to the previous crop year.

MOVEMENTS IN PRODUCER PRICES EXTRA VIRGIN OLIVE OIL Average monthly prices

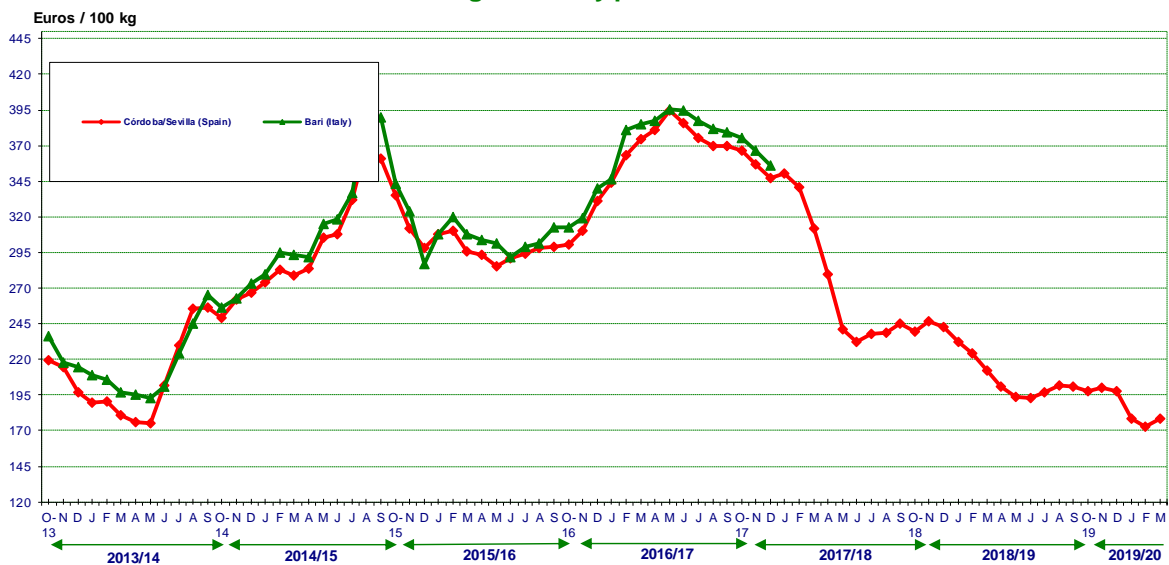
Euros/100 kg





In the second week of April 2020, the difference between the price of extra virgin olive oil (€2.07/kg) and refined olive oil (€1.78/kg) in Spain was €0.29/kg. In Italy, the difference was €0.43/kg in December 2017 (Graph 3).

MOVEMENTS IN PRODUCER PRICES REFINED OLIVE OIL Average monthly prices



Graph 2



STAY TUNED!

<http://www.internationaloliveoil.org>

Keep up with the olive sector through Olive News:
<http://www.scoop.it/t/olive-news>

and the goings-on at the IOC:
<http://www.linkedin.com/company/international-olivecouncil>

Our scientific journal Olivæ is available at:
<http://www.internationaloliveoil.org/store/index/48-olivae-publications>



■ The IOC's headquarters on
Calle Principe de Vergara 154
in Madrid