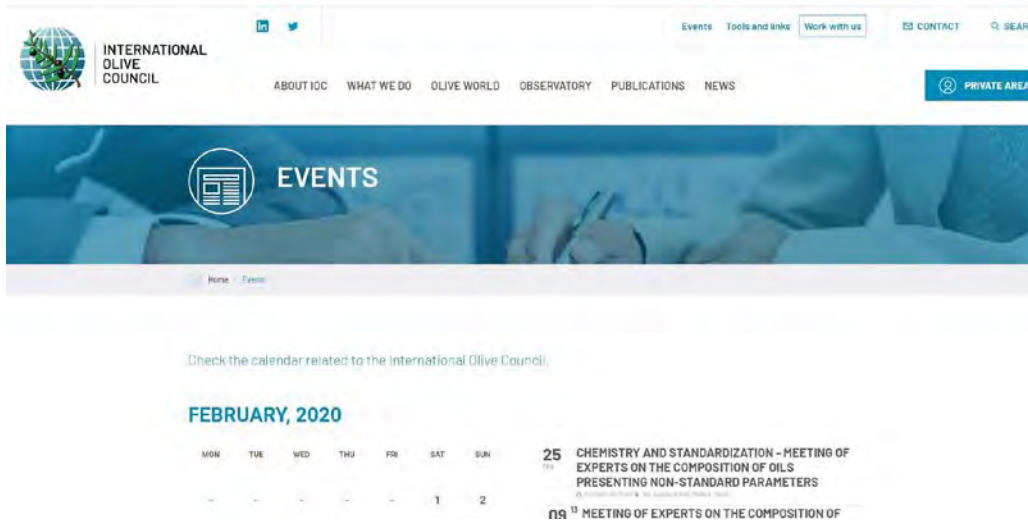




Here is the IOC 2020 agenda



The new IOC provisional agenda of meetings, events and testing; including the Advisory Committee and Council of members sessions next June in Georgia and November in Jordan, is now on line.

To reach the list of all 2020 events up to the end of this year, in which we are celebrating the 60th anniversary of our Intergovernmental Organization, and be informed is very simple.

Just go to the IOC website; scroll down th front page until you will find the related "Agenda" box. The follower needs to click on "see upcoming events" and a flag will open with the montly caledar. If you are looking for further information regarding the content of the event, the location and were it will be held, is it possible to click on the date in the calendar and the information requested will be spread like a pop-up.

The agenda of an Intergovernmental Organization is continuously updating. For this reason maybe the dates of some events could change. We will keep informed updating the changes in the same agenda on our website.

Stay tuned, just click on <https://www.internationaloliveoil.org/event-directory/> and Enjoy to stay with us.

To find the agenda, just scroll down the homepage until you reach the blue box after IOC News.



Diplomatic activity in February 2020



The month of February saw an increase in diplomatic activity for various reasons: courtesy visits, consensus-building on the countries that will host the 111th and 112th sessions of the Council of Members and the Advisory Committee meetings, encouraging States to pay their contributions to the IOC budget as soon as possible, discussing the accession of new members and establishing cooperative links with other international organisations.

As such, several meetings took place between the end of January and 19 February:

- **29 January:** Visit of the Bosnian Ambassador to the IOC
- **30 January:** Visit of the Iraqi Ambassador to IOC headquarters
- **3 February:** working visit by the Ambassadors of Georgia, Jordan, Tunisia and Egypt
- **4 February:** visit of the Syrian Chargé d'affaires
- **5 February:** participation in the pledges presented to His Majesty the King of Spain
- **11 February:** Participation in Iran's national holiday
- **12 February:** visit of the Executive Secretary of the International Commission for the Conservation of Atlantic Tunas (ICCAT)
- **12 February:** Visit of the Ambassador of Albania
- **13 February:** Visit of the Tunisian Ambassador
- **19 February:** Visit to the Algerian Ambassador



World Congress on Oils and Fats 2020 and 28th ISO TC34 SC11 meeting



Sydney – The 'World Congress on Oils and Fats 2020' was held in Sydney, Australia, from 9 to 12 February 2020. The International Olive Council was represented by Jaime Lillo López, the Deputy Executive Director, and Mercedes Fernández Albaladejo, the Head of the Standardisation and Research Unit.

About 1500 attended the event. Among them were some of the most outstanding personalities in the field of olive oil chemistry and from academic, scientific and institutional communities from around the world. They came together to discuss topics ranging from quality and analytical chemistry, to biotechnology, health and nutrition, among others.

It should be noted that Deputy Executive Director Jaime Lillo gave a presentation on olive oil and the environment at a specialised session on olive oil that brought together many participants. Representatives from international institutions and companies, mainly from the Southern Hemisphere, contributed to the discussions and presented data on production and conditions in their country. In addition, an interesting debate took place on an organoleptic assessment method for refined and compound olive oils that was developed by the US Pharmacopeae.

The representatives of the IOC made contact and held meetings with leading international researchers and experts as well as with representatives from



various institutions. On 11 February, they attended a lunch with the main representatives of the sector, including the Australian government, the Australian Olive Association, and the Australian Olive Oil Association.



The 28th meeting of ISO TC34 SC 11 was held on 12 and 13 February. The IOC and the ISO have strengthened their collaboration since 2007 and each have observer status in the other's organisation. The IOC, as a reference body for the standardisation of olive oils, proposes methods once they are adopted or revised for adoption by the ISO through the fast-track procedure. Several methods applicable to olive oils were studied at the event, including sterols, phenols, etc. The IOC gave its views on each of the items on the meeting agenda. A report of IOC activities related to standardisation and research was also distributed with the meeting documents and presented under item 12.

During the meeting, the second meeting of eWG 5 on sensory analysis was held. The study of reference material was proposed in principle for virgin olive oils (work being carried out by the IOC in its expert group). It was decided to extend the scope to other oils including refined and compound olive oils. In addition to the IOC Method of Organoleptic Assessment, a DGF method and an AOCS method were presented. The IOC method classifies virgin olive oils so if it is extended, previous studies should be carried out to ensure its reliability and adequate training should be provided for panels.



Meeting of the technical commission of experts on laboratory testing



Madrid - The technical expert commission for laboratory control met on 3 February 2020 at the headquarters of the International Olive Council in Madrid.

Discussions focused in particular on the organisation of annual intercomparison tests for the approval of physico-chemical analysis laboratories of type A for basic testing, B for advanced testing and C for residue and contaminant testing.

Applications submitted for laboratory approval for the year 2020-2021 were examined to check if they met the requirements.

The commission decided to set up a monitoring system for the laboratories taking part in the annual intercomparison tests, aimed at ensuring the quality of competitiveness by means of the official methods of analysis of the IOC.



Meeting on the composition of olive oils and varietal identification

Some 20 IOC experts will take part in a meeting on 25 February on the study of the composition of olive oils and varietal identification. The meeting will be held at the Organisation's headquarters in Madrid.

The experts will examine the different ways of ensuring harmonisation based on the composition of olive oils in order to avoid confusion in international trade.



Seven countries receive IOC grants in 2019



The IOC provides grants in order to build up a market culture in member countries to emphasise the quality of local products and encourage cooperation among members. The proposals must have clear promotional worth that are in line with the objectives laid out in the International Agreement on Olive Oil and Table Olives 2015.

Proposals tend to include activities such as the organisation of seminars, fairs, symposiums and workshops; information points at food and nutrition fairs; promotional material (brochures, CDs, books, etc.); and invitations for international specialists to participate in events.

Grants given by the IOC in 2019

Beneficiary	Theme	Target group
Algeria, CNA; CNO; ITAF	sensory analysis and IOC rules	journalists and olive oil producers
Italy, Associazione Nazionale Citta dell'olio	Culture, Identity, territory – 25 th Celebrations National Olive Town Associations	Municipalities, associations, consortia, farmhouses, producers, students and teachers
Jordan, JOPEA	good practices, the importance of extra virgin olive oil	students
Spain, Prodeca	olive oil tasting, professional cooking with olive oil	professionals from the gastronomy world, chefs/tasters
Tunisia, Office National de l'Huile	promote olive oil consumption, foster the link between olive oil and health	chef community, mass media, olive oil stakeholders
Turkey, Aegean Exporter Association	domestic consumption of olive oil	universities, chambers of commerce, ministry representatives
Uruguay, ASOLUR	olive oil and health	scholarship communities

And the 2020 call for proposals will soon be published on the website ...



NATIONAL ACTIVITIES



The main objectives of national technical cooperation and training activities are laid down in the International Agreement on Olive Oil and Table Olives, 2015. They respond to the demands of our member countries, including:

- promoting technical cooperation and research and development in the olive sector by encouraging the cooperation of public or private bodies and/or entities, whether national or international;
- fostering the transfer of technology through training activities in the fields connected with the olive sector by organising international, regional and national activities.

The IOC acts as a link between stakeholders, making it a world olive information centre and resource. It facilitates contact between researchers in different areas of interest and encourages international cooperation and the transfer of technology between advanced and developing member countries. Through international cooperation, inter-country ties are consolidated, experience is pooled and technology is transferred. Countries with a broader, deeper knowledge base share their findings with countries that lack the resources or the experience to conduct the research themselves.



Member countries have particularly enjoyed regular training courses at different levels as well as refresher opportunities for technical staff to update their expertise. Increasing importance is placed on the role of training and technology transfer in advancing the sector. It has been found that a lack of information and training are at the root of the main problems facing the sector, such as the need to improve quality and productivity.

Hence, bearing in mind the results of training a large number of technical and managerial staff at national courses, more impetus is given to practical training. It is a core element for running seminars and arranging demonstrations and educational internships at olive research institutions of particular interest. Upon request, countries seeking to solve specific technical problems are provided with the guidance of experts and consultants who make a direct contribution to modernising and improving quality in the sector. We provide:

- the largest possible number of technical officers and professionals with extremely practical training tailored to the needs of the sector in each country;
- support for organising this kind of training by sending international lecturers and supplying the necessary material and documentation.

Specific activities have been devised that are adapted to the concrete needs and specific realities of each member country: experts and consultants are dispatched to member countries; workshops, seminars and courses are organised; technical visits are held; etc.

In the past, these activities have focused on improving the quality of olive oil, table olives and by-products; the organoleptic assessment of virgin olive oils; and chemical testing methods. In 2020, however, in response to the requests of our members, activities will focus on estimating the age of ancient olive trees, recognition for international collections, disease inspection and eradication, and the morphological and molecular characterisation of olive cultivars.

When implementing these activities, the IOC relies on the collaboration of the governments and public and private bodies of its member countries.





The IOC and CIHEAM-IAMZ strengthen collaboration

On 11 and 12 February, the International Olive Council held a meeting with the Mediterranean Agronomic Institute of Zaragoza (IAMZ-CIHEAM) to establish the programme for the advanced course on the monitoring and surveillance of olive pathogens which will take place at the IAMZ from 30 November to 4 December 2020.

This meeting was attended by **Donato Boscia** from the IPSP-CNR (Italy); **Amparo Ferrer Matoses** from the Ministry of Agriculture, Rural Development, Climate Emergency and Ecological Transition of Valencia (Spain); **Blanca Landa del Castillo** from the IAS-CSIC (Spain); **Francisco Javier López Escudero** from the UCO (Spain); **Sybren Vos** from ESFA (Italy); **Abdelkrim Adi** and **Catarina Bairrão Balula** from the IOC; and **Manuela Cerezo** and **Ramzi Belkhodja** from the IAMZ-CIHEAM.

The course will provide up-to-date information on olive pathogen surveillance and monitoring, particularly in the cases of *Xylella fastidiosa* and *Verticillium dahliae*.



The representatives of the IOC also held an informal meeting with **Javier Sierra**, the Director of the IAMZ, to discuss plans for collaborative action in the future, reinforcing the strong bond that already exists between the two institutions.

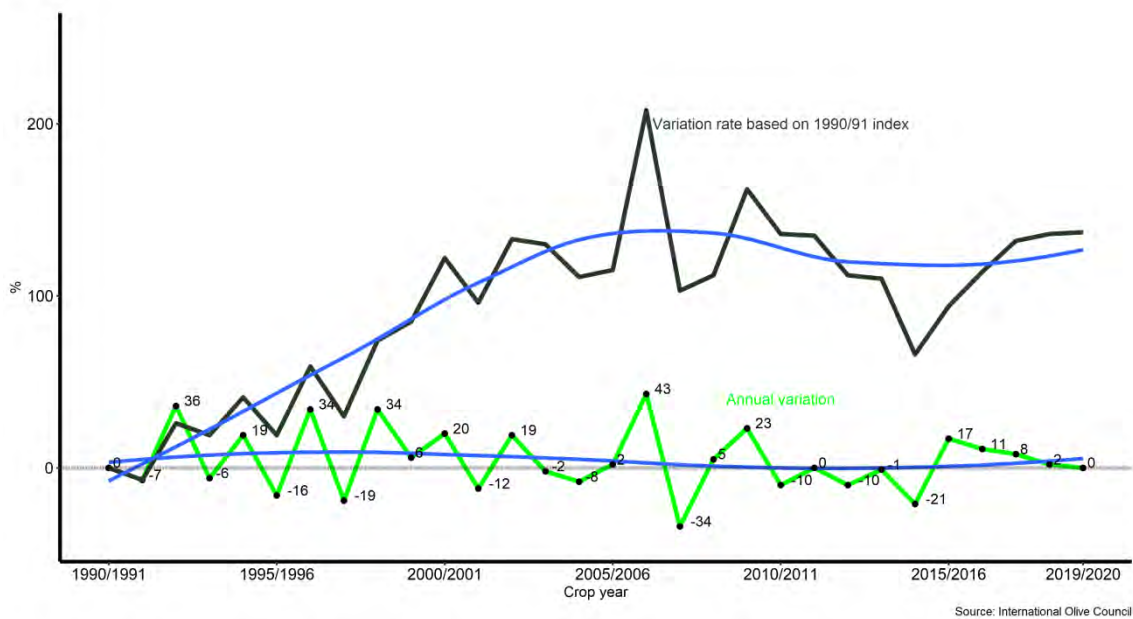


THE INTERNATIONAL MARKET

(Source : Economy and Promotion Unit)

AUSTRALIA – OLIVE OIL IMPORTS

Imports of virgin olive oil and olive oil in Australia increased by 2% in the 2018/19 crop year, reaching 31 897 t, the highest figure in the last 9 crop years.



1. Olive oil and olive pomace oil

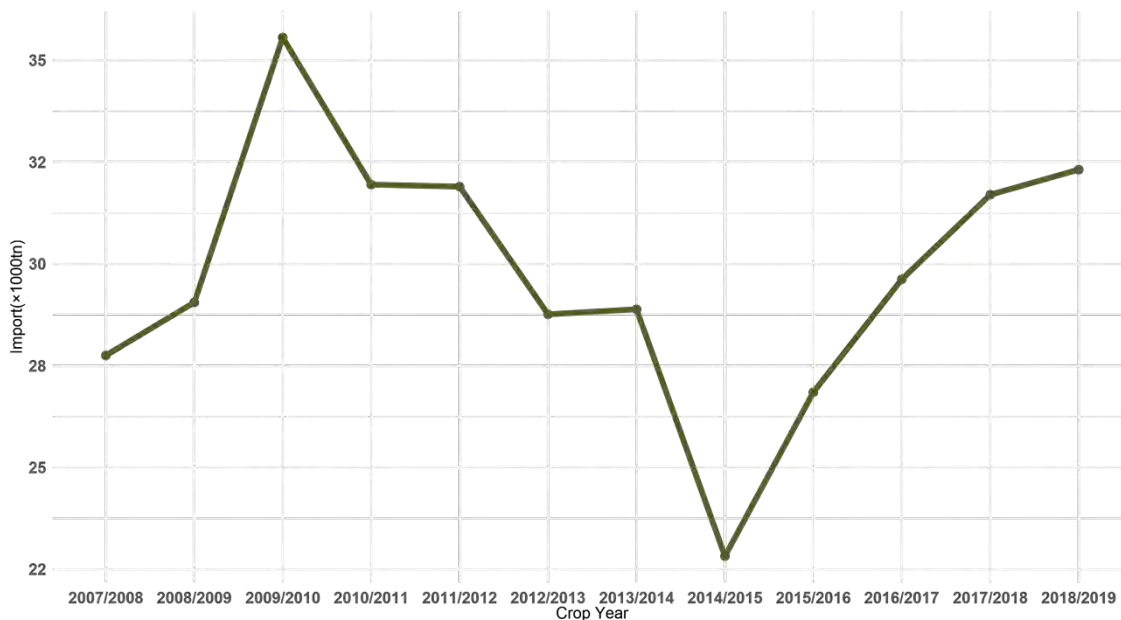
Australia accounts for about 3% of world imports of olive oil and olive pomace oil. Imports increased by 1.9% in the 2018/19 crop year compared to the previous crop year, reaching 32 315 t. However, if we compare with the 2012/13 crop year when it reached 28 762 t, imports have risen by 12.4%.

Table I shows changes in imports over the last seven crop years. The minimum was reached in the 2014/2015 crop year, when per capita GNI was at its lowest. The main suppliers to Australia are Spain and Italy, contributing 88.7% of imports, followed by Greece with 3.7% and Turkey with 3.1%. The remaining countries provide under 2%. The greatest increases in the 2018/19 crop year were found in Turkey, Tunisia and Italy (68.2%, 39.5% and 17.7%, respectively).



	2012/2013	2013/2014	2014/2015	2015/2016	2016/2017	2017/2018	2018/2019	%Variation Rates
SPAIN	19460	19402	13994	17661	20435	23031	22223	↓ -3.5
ITALY	6618	6492	6047	6116	5686	5480	6449	↑ 17.7
GREECE	1575	1502	1345	1584	1513	1380	1206	↓ -12.6
TURKEY	518	437	336	293	712	602	1012	↑ 68.2
TUNISIA	7	143	612	641	423	357	498	↑ 39.5
LEBANON	235	162	136	220	294	434	343	↓ -21
FRANCE	57	50	53	19	140	111	24	↓ -78
Others	292	698	299	316	422	304	559	↑ 83.8
Total	28762	28886	22823	26850	29624	31699	32315	↑ 1.9

Table I – Imports of olive oil and olive pomace oil by country of origin (2012/13 – 2018/19) (t)



Graph II – Changes in imports 2007/08 – 2018/19 (x1000 t)

About 92.5% of imports come from the European Union. Most of the remaining 7.5% comes from Turkey (3.1%), Tunisia (1.5%) and Lebanon (1.1%).

As for volumes by product category, 61.2% of total imports fell under code 15.09.10 (virgin olive oils), followed by imports under code 15.09.90 (olive oils) with 37.5%. The remaining 1.3% corresponds to imports under code (15.10.00) (olive pomace oils).

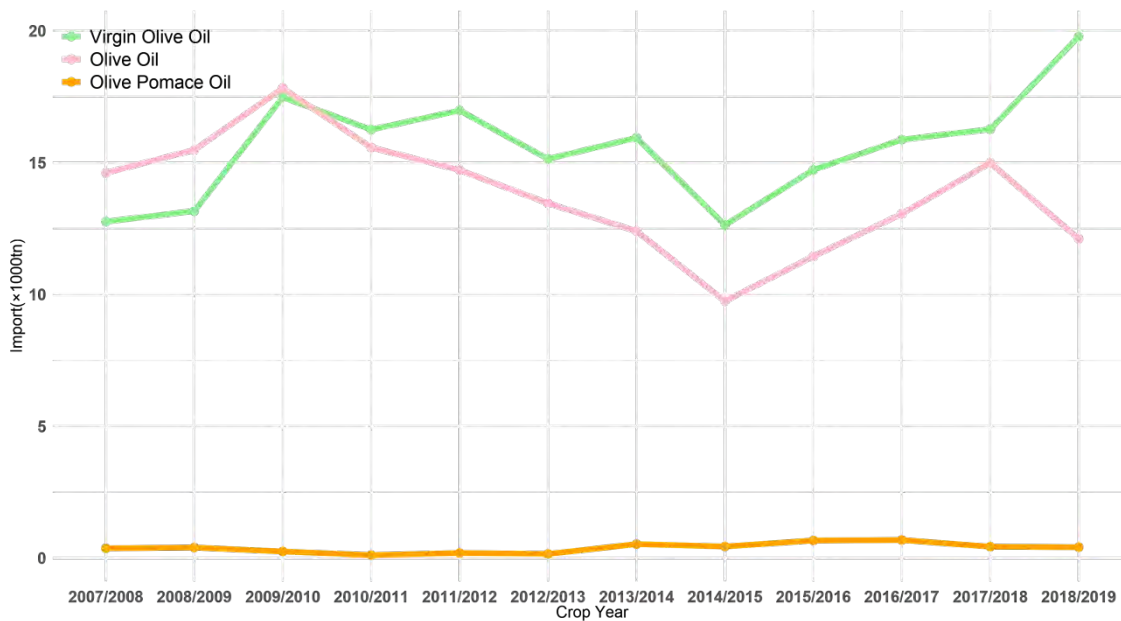


Country	OLIVE OIL		OLIVE POMACE OIL	TOTAL
	150910 VIRGIN OLIVE OIL	150990 OLIVE OIL	151000 OLIVE POMACE OIL	
SPAIN	12318	9843	62	22223
ITALY	4802	1377	269	6449
GREECE	1127	70	9	1206
TURKEY	747	191	74	1012
TUNISIA	36	462	0	498
LEBANON	224	119	0	343
PERU	188	0	0	188
SYRIA	108	1	0	109
OTHERS	231	52	3	286
TOTAL	19782	12115	417	32315

* Source: Own elaboration based on Australian Bureau of Statistics

Table II – Distribution of imports by product type and country of origin (2018/2019) (t)

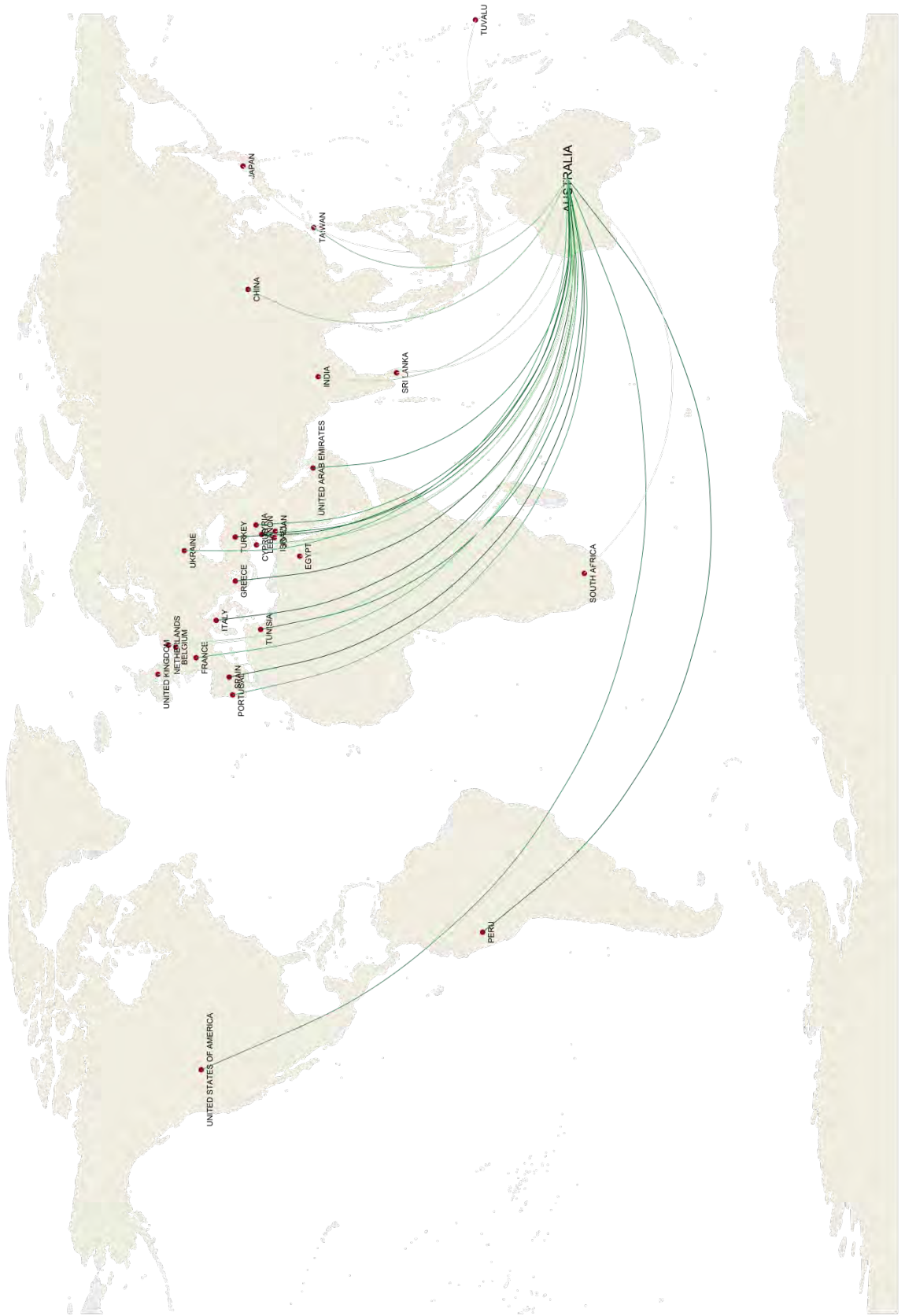
Trends in virgin olive oil and olive oil imports began to change in the 2014/2015 crop year. If we compare the 2018/2019 crop year with the 2007/2008 crop year, when imports represented 46% of total imports, the total volume of virgin olive oil imports has risen by 55%.



Graph III – Changes in imports by product type 2007/08 – 2019/20 (x1000 t)



Olive oil imports to AUSTRALIA, 2018/19 crop year



Source: IOC own elaboration based on Australian Bureau of Statistics

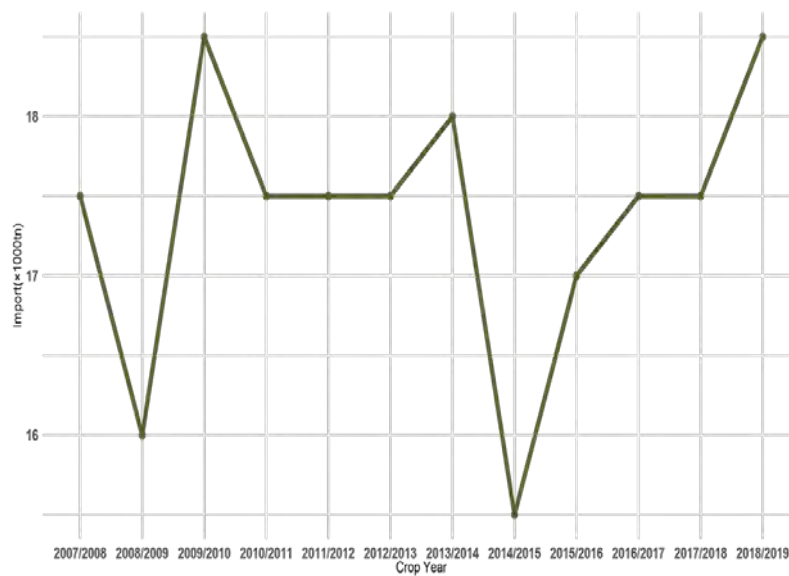


2. Table olives

Australian has imported around 17 000 t of table olives in the last 12 crop years, reaching 18 487.7 t in the 2018/19 crop year, or 2.7% of world imports.

Table II shows imports in the last crop year by country of origin. Greece stands out as the main supplier accounting for 53.4% of the volume imported (9 866.3 t), followed by Spain with 31.6% (5 841.1 t); Italy with 6.3% (1 157.9 t); and Turkey with 3.2% (587.5 t). The remaining countries are below 2%.

Section I.2 shows monthly changes in this market.



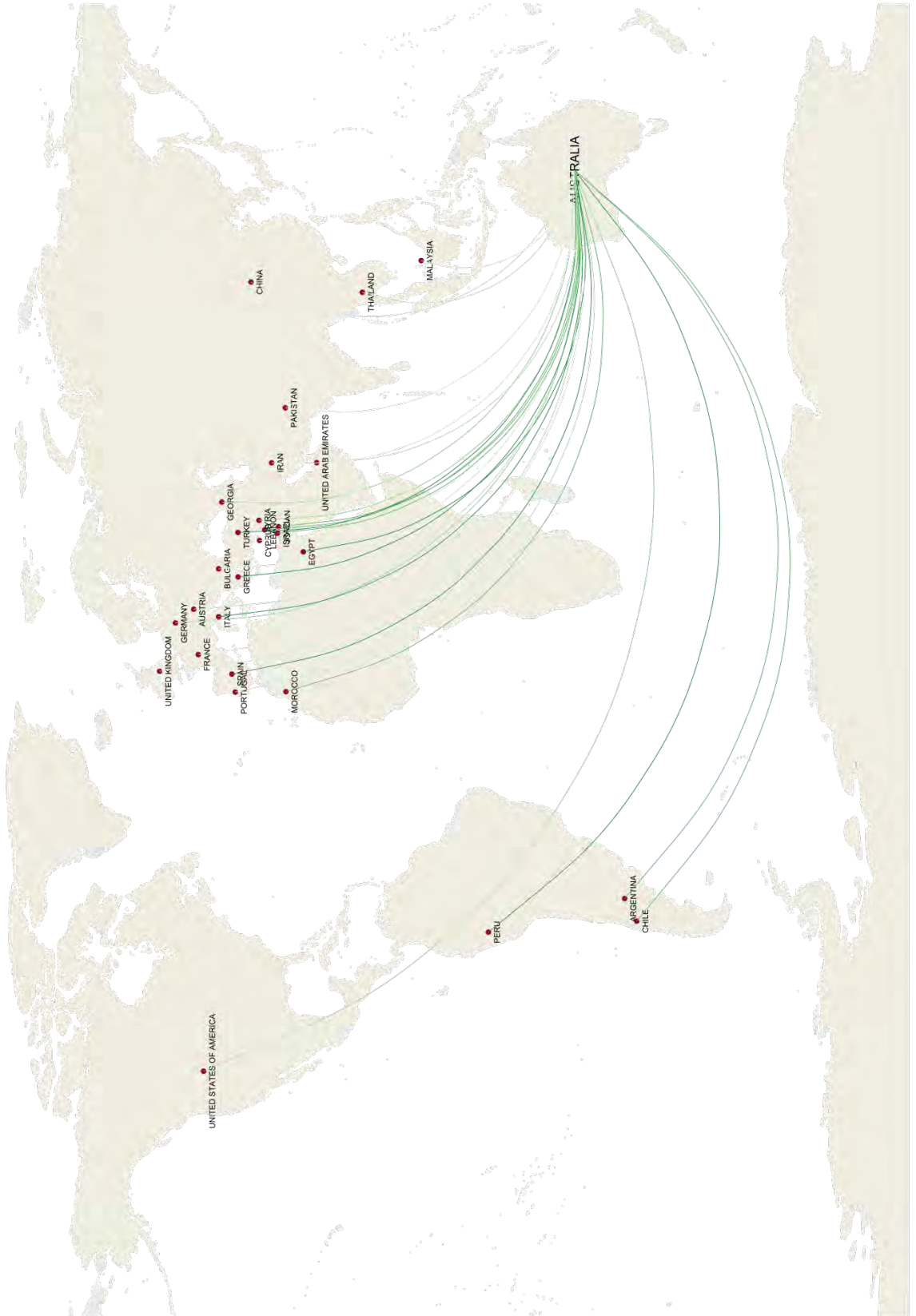
Graph IV – Table olive imports 2007/08 – 2018/19
(×1000 t)

	TOTAL
GREECE	9.866,33
SPAIN	5.841,06
ITALY	1.157,87
TURKEY	587,48
EGYPT	355,54
PERU	124,35
ARGENTINA	119,04
LEBANON	106,78
MOROCCO	70,62
ISRAEL	51,40
CHILE	43,72
JORDAN	38,25
SYRIA	29,06
MACAO	23,78
GERMANY	19,59
USA	11,55
GEORGIA	11,05
PORTUGAL	10,52
CHINA	7,47
OTHERS	12,24
TOTAL	18.487,70

Table II –
Table olive
imports by
country of
origin



Table olive imports to Australia, 2018/19 crop year





I. WORLD TRADE OF OLIVE OIL AND TABLE OLIVES

1. OLIVE OIL – 2019/20 CROP YEAR

The table below shows trade figures for olive oil and olive pomace oil in the top eight markets in the first two months of the current crop year (October 2019 - November 2019). Increases were found in China (42%); Brazil (16%); and Russia (2%). Imports fell by 29% in Australia, 9% in the United States, 7% in Japan and 2% in Canada compared to the same period the previous crop year.

In the first month of the current crop year (2019/20), intra-EU acquisitions rose by 21% and extra-EU imports by 3% compared to the same period the previous crop year¹.

Olive oil imports (including olive-pomace oils) (t)

No	Importing country	October 18	October 19	November 18	November 19
1	Australia	3343,7	2275,4	3378,8	2471,8
2	Brazil	8245,6	8334,3	8467,6	10999,9
3	Canada	4663,2	4516,1	4028,9	4001,1
4	China	2495,9	3203,8	4405,4	6565,4
5	Japan	5142,4	4963,1	5893,7	5298,7
6	Russia	3058,9	2834,2	2291,4	2628,9
7	USA	34986,8	33224,7	26394,3	22626,7
8	Extra-EU/28	12787,9	13189,7	14892,6	n.d
	Intra-EU/28	89163,6	107857,4	91148,2	n.d
	Total	163888,0	180398,7	160900,9	54592,5

2. TABLE OLIVES – 2019/20 CROP YEAR

The table below shows trade in table olives in the 2019/20 crop year (September 2019 – October 2019)². Increases were found in the US (24%) and Brazil (4%). However, imports fell by 21% in Australia and 1% in Canada.

In the first months of the 2019/20 crop year (September 2019 – October 2019), intra-EU acquisitions rose by 11% and extra-EU imports by 3% compared to the same period the previous crop year³.

Table olive imports (t)

¹ EU data were not available for the month of November 2019 when this newsletter went to print.

² According to the new provisions of the International Agreement on Olive Oil and Table Olives, 2015, which came into force on 1 January 2017, "table olive crop year" means the period of twelve months from 1 September of one year to 31 August of the next.

³ EU data were not available for the month of November 2019 when this newsletter went to print.



No	Importing country	September18	September19	October 18	October 19	November 18	November 19
1	Australia	1598,5	1177,7	1462,9	1187,7	1997,5	1606,4
2	Brazil	9521,8	9869,7	12056,6	12570,2	12807,1	13466,6
3	Canada	2702,7	2310,2	2641,3	2934,7	2848,2	2863,4
4	USA	9902,5	14549,7	11907,0	14945,7	13040,2	13593,2
5	Extra-EU/28	6523,2	7232,8	8807,6	8514,3	9501,1	n.d
	Intra-EU/28	29234,7	26860,7	31315,6	40385,0	34606,4	n.d
	Total	59483,4	62000,9	68191,0	80537,5	74800,5	31529,7

II. PRODUCER PRICES – OLIVE OILS

Graph 1 shows the weekly producer price movements of extra virgin olive oil in the top three producer countries of the EU and Tunisia. Graph 3 shows the weekly producer price movements of refined olive oil in the top two producer countries of the EU. Price movements by month can be found in graphs 2 and 4.

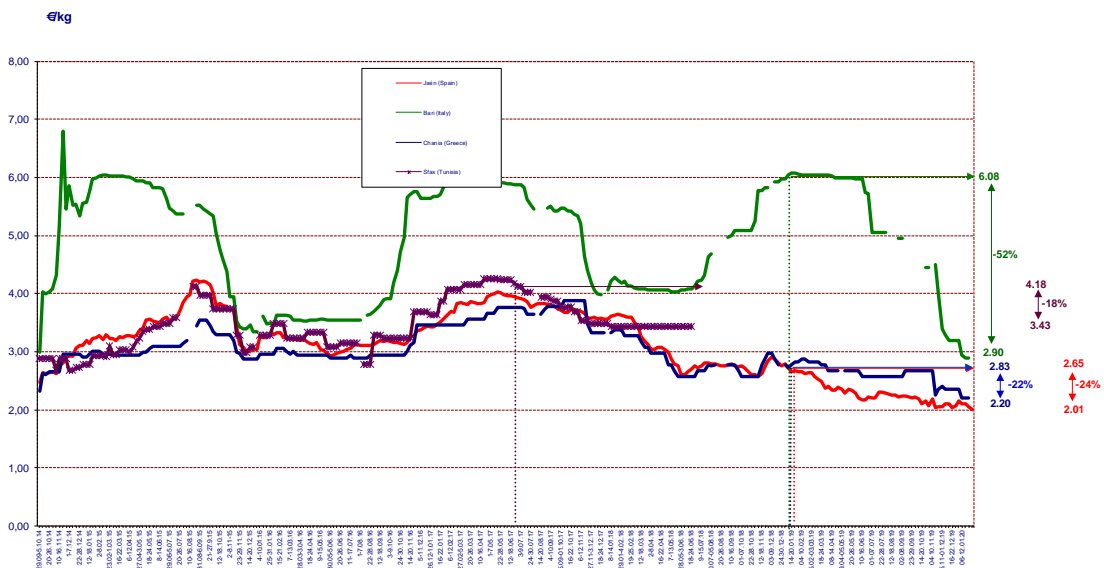
Extra virgin olive oil - Producer prices in Spain in the fourth week of January 2020 stood at €2.01/kg, a 24% fall compared to the previous crop year (Graph 1).

Italy - Prices in Italy in the third week of January 2020 stood at €2.90/kg, a 52% fall compared to the previous crop year.

Greece - Prices in Greece in the third week of January 2020 stood at €2.20/kg, down 22% on the previous crop year.

Tunisia - Prices in Tunisia were stable in the last weeks of June 2018, coming in at €3.43/kg, an 18% fall compared to the previous crop year.

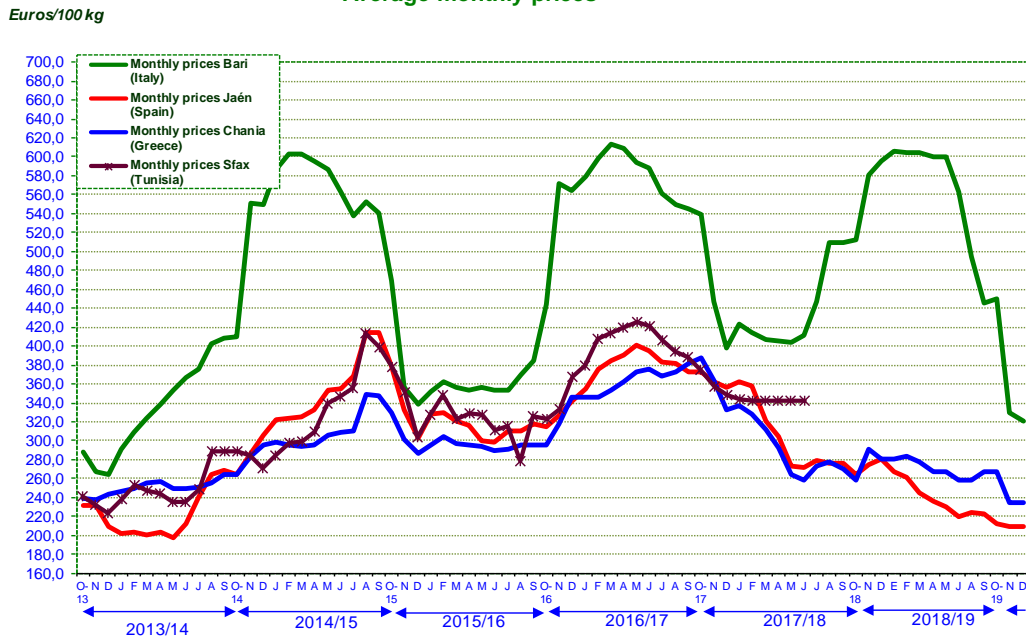
2014/15, 2015/16, 2016/17, 2017/18, 2018/19 & 2019/20 CROP YEARS EXTRA VIRGIN OLIVE OILS
Weekly producer price movements Bari, Chania, Jaen and Sfax markets



Graph 1



MOVEMENTS IN PRODUCER PRICES EXTRA VIRGIN OLIVE OIL Average monthly prices

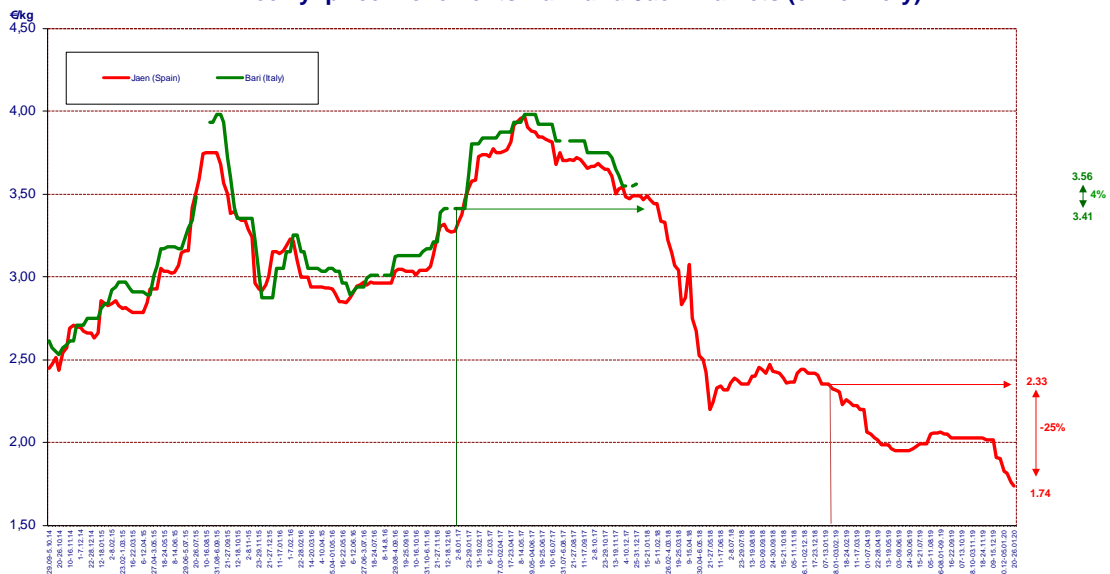


Graph 2

Refined olive oil: Producer prices in Spain stood at €1.74/kg in the fourth week of January 2020, which represents a fall of 25% compared to the same period the previous crop year. Data for Italy have not been available since the end of December 2017 when they had increased by 4% to €3.56/kg.

The difference in the fourth week of January 2020 between extra virgin olive oil (€2.01/kg) and refined olive oil (€1.74/kg) in Spain is €0.27/kg. In Italy in December 2017, this difference was €0.43/kg (Graph 3).

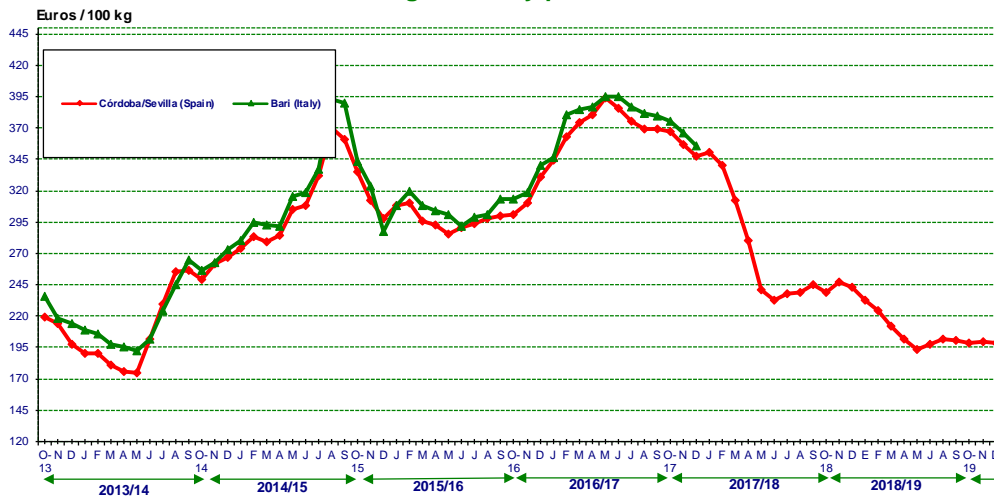
2014/15, 2015/16, 2016/17, 2017/18 & 2018/19 CROP YEARS REFINED OLIVE OILS Weekly price movements Bari and Jaen markets (ex-refinery)





Graph 3

MOVEMENTS IN PRODUCER PRICES REFINED OLIVE OIL Average monthly prices



Graph 4



STAY TUNED!

<http://www.internationaloliveoil.org>

Keep up with the olive sector through Olive News:

<http://www.scoop.it/t/olive-news>

and the goings-on at the IOC:

<http://www.linkedin.com/company/international-olivecouncil>

Our scientific journal Olivæ is available at:

<http://www.internationaloliveoil.org/store/index/48-olivae-publications>



■ The International Olive Oil Council's headquarters
in Calle Principe de Vergara 154 in Madrid