



## EGYPT, IOC'S CHAIR IN 2019

**Madrid** - Welcome Egypt, IOC's 2019 Chair. The International Agreement on Olive Oil and Table Olives, 2015, provides that the Council of Members shall nominate a Chair for one year from among the delegations of the Members. The Chair of the IOC in 2019 (January–December) is held by the delegation Egypt, represented by honorable Ezz El Din Abu Steit, Minister of Agriculture and Land Reclamation of Egypt.



■ The Egyptian flag

## COLLABORATION AGREEMENT SIGNED WITH LIBYA

**Madrid** - A collaboration agreement was signed between the International Olive Council and Libya during the World Olive Day celebrations at IOC headquarters on 22 November. The agreement was signed by the Executive Director, Abdellatif Ghedira, and by the chargé d'affaires of the Embassy of Libya in Madrid, Walid B. D. Abuabdalla. The agreement, which was approved by IOC Member States, aims to develop and support the olive sector in Libya, in particular by creating two laboratories, one for the physico-chemical testing and another for the organoleptic assessment of virgin olive oils, and by keeping up with their activities.

The Executive Secretariat of the IOC will watch over the training programmes of qualified staff, through the Olive Growing, Olive Oil Technology and Environment Unit and its Technical Cooperation and Training Department. Regular meetings will be organised at IOC headquarters to monitor the activities carried out in Libya by the IOC. The agreement was sealed with an official handshake between the two representatives (pictured) in the presence of authorities, the diplomatic corps, members and delegations of the IOC on World Olive Day, which was celebrated as part of the 108th session of the Council of Members.



■ **Walid B D'Abuabdalla** chargé d'affaires for Libya and the Executive Director **Abellatif Ghedira** (standing to his left).



# IOC PROGRAMME – MONTHLY CALENDAR JANUARY – DECEMBER 2019

Madrid : This is the IOC's annual list of activities. This list is not exhaustive. The dates are subject to change. Activities planned by one Unit may have been the result of collaboration between several Units.

JANUARY	
7-9	IOC course on olive oil authenticity and quality - San Francisco, USA.
29	Meeting of the Commission for Laboratory Monitoring - IOC Headquarters, Madrid, Spain.
30	Preparatory meeting for the Commission for Codex Alimentarius - IOC Headquarters, Madrid, Spain.

FEBRUARY	
23	Japan Olive Town Summit 2019. Shodoshima - Kagawa - Japan.
23-1/3	Preparatory meeting and meeting of the Commission for Codex Alimentarius - Kuala Lumpur, Malaysia.

MARCH	
11-15	Meeting of the International Panel of the IOC Mario Solinas Quality Award - IOC Headquarters, Madrid, Spain.
11-12	Meeting of the group of experts on the organoleptic assessment of olive oil - IOC Headquarters, Madrid, Spain.
15-19	Training course on organoleptic assessment - China.
18-22	Panel leader course on olive oil tasting - Turkey.
26	Meeting of the working group of the Advisory Committee - IOC Headquarters, Madrid, Spain.

APRIL	
4-5	Meeting of chemical experts on analytical methods - IOC Headquarters, Madrid, Spain.
23-25	53rd meeting of the Advisory Committee and meeting of the signatory associations of the quality control programme - Cairo, Egypt.



APRIL	
23-25	Course on the production of table olives - Cairo, Egypt.
27	Meeting of experts on nutrition - IOC Headquarters, Madrid, Spain.

MAY	
28	Meeting of chemical experts on contaminants - IOC Headquarters, Madrid, Spain.

JUNE	
8	Conference of the American Society for Nutrition - Baltimore, USA.
17-21	109th session of the Council of Members - Marrakech, Morocco.

JULY	
17	IOC c Meeting of the Commission for Laboratory Monitoring - IOC Headquarters, Madrid, Spain. ource on olive oil authenticity and quality - San Francisco, USA.

SEPTEMBER	
19-20	Meeting of the expert group on organoleptic assessment of olive oil.

OCTOBER	
1	XVIIe edition of the specialisation course on the organoleptic assessment of virgin olive oil - University of Jaén, Spain.
1	XIIe edition of the Master's in Olive Growing and Olive Oil Technology - University of Cordoba, Spain.
2	Meeting of chemical experts on composition - IOC Headquarters, Madrid, Spain.
3-4	Meeting of chemical experts on analytical methods - IOC Headquarters, Madrid, Spain.
21-25	Training in olive pathogen management for technicians at the IOC network of germplasm banks.

NOVEMBER	
7	Meeting of the expert group on table olives - IOC Headquarters, Madrid, Spain.
-	110th session of the Council of Members - Madrid, Spain.



## GEORGIA ANNOUNCES ITS INTENTION TO BECOME A MEMBER OF THE IOC

---

**Madrid** - The Executive Director of the International Olive Council, Abdellatif Ghedira, recently welcomed the Ambassador for Georgia to Spain, H.E. Ilia Giorgadze, who was accompanied by the owner of the largest olive-growing company in the country, George Svanideze.

The Ambassador informed Mr Ghedira that his country wished to join the IOC as soon as possible and that he wanted to know the conditions for entry. He said that, although Georgia was a small producer, it had an ambitious plan to improve both production and quality. Georgia currently produces a few hundred tonnes per year. He also mentioned that Georgia exports its olive oil to the United Arab Emirates.

Mr Svanideze, a leading partner in Georgian olive-growing, presented his plan to promote olive oil in the country. He works alongside farmers themselves: he encourages them to plant olive trees with the promise of buying all that they produce. He also plans to increase the olive-growing area of the country by more than 1 000 hectares in 2019. Georgia's olive-growing area currently stands at 2 500 hectares.

The Executive Director explained the role of the IOC in developing and promoting the olive-growing sector and spoke about the advantages of membership for Georgia, in particular the expertise that the IOC can provide, training sessions for tasting panels, study grants, and access to global statistics and all other information relevant to the sector.

■ From left to right: representative of Oliva Georgia **George Svanideze**; Executive Director **Abdellatif Ghedira**; and the ambassador of Georgia **Ilia Giorgadze**.





# THE IOC AT WORK TO SPREAD THE HEALTHY PROPRIETIES OF OLIVE OIL MADRID

**Madrid** - A meeting was held at IOC headquarters in Madrid with the recently-formed group of experts on the nutritional properties of olives and olive products. The group was comprised of Prof. Manuel Franco (University of Alcalá, Spain), Prof. Miguel Ángel Martínez González (University of Navarra, Spain) and Prof. Francesco Visioli (University of Padua, Italy). The aim of the group is to coordinate research in the sector, and to propose new research projects and events in order to foster and strengthen networks of academics working in the field.

The nutritional benefits of olive oil are one of the key factors driving olive oil consumption, especially in newer consumer countries where olive oil is often a lesser-known product. Scientific evidence has shown the positive properties of olive oil and how they have a hand in maintaining normal bodily functioning and in preventing a wide range of diseases.

The discussions focused on the need to conduct more interdisciplinary research into understanding the links between primary production and processing, olive and olive oil composition and the effect on human health. Collecting enough data on these three topics will improve knowledge about the benefits of olive oil consumption. For example, the official opinions given by the European Food Safety Authority (EFSA) are based on published scientific literature, which should prove beyond any doubt the causal link between a food product or a food component and their specific health benefits. Collaboration is therefore crucial to gathering enough data.

Following the meeting with Mercedes Fernández, head of the Standardisation and Research Unit, and Nicola Caporaso, head of the Chemistry and Standardisation Department, the experts met with the Executive Director Abdellatif Ghedira, who thanked them for their work. The experts were given an official certificate and a bottle of Mario Solinas Award-winning extra virgin olive oil.

The Executive Secretariat would like to thank the experts once again, and looks forward to collaborating further on research into the health properties of olives and olive oil.



■ From left to right: **Prof Manuel Franco**, Executive Director **Abdellatif Ghedira**, Head of Unit **Mercedes Fernandez** and Prof **Francesco Visioli**.



# THE INTERNATIONAL MARKET

(Source : Economy and Promotion Unit)

## I. WORLD TRADE IN OLIVE OIL AND TABLE OLIVES

### 1. OLIVE OIL – CLOSE OF THE 2017/18 CROP YEAR

Imports in olive oil and olive-pomace oil at the close of the 2017/18 crop year (October 2017 – September 2018) increased by 29% in Brazil, 18% in Canada, 7% in Australia, 4% in Russia and 2% in the US. They remained stable in Japan compared to the previous year. Imports however decreased in China (-8%).

Figures for the EU closed 2017/18 crop year indicate that extra-EU imports increased by 84% and intra-EU acquisitions fell by 1% compared to the same period the previous crop year.

	AUSTRALIA	BRAZIL	CANADA	CHINA	JAPAN	RUSSIA	USA	EXTRA EU/27	INTRA EU/27	TOTAL
OCTOBER 16	2295,4	5232,9	3580,2	4188,8	3718,0	2141,1	22315,9	7774,5	81875,5	<b>133122,3</b>
OCTOBER 17	2843,6	5443,7	4313,7	2722,0	4871,0	2254,7	27198,7	6495,9	76921,2	<b>133064,5</b>
NOVEMBER 16	3529,7	6844,5	4873,0	8375,6	5987,0	2273,4	29150,7	8827,0	93162,0	<b>163022,9</b>
NOVEMBER 17	2039,0	7285,3	3218,8	3833,4	4432,0	2036,0	20715,0	16739,1	91723,7	<b>152022,3</b>
DECEMBER 16	2512,7	7652,5	2883,7	4928,6	3395,0	1745,7	21996,1	23950,8	113387,6	<b>182452,7</b>
DECEMBER 17	2016,3	7275,6	2888,2	7696,5	3946,3	2106,9	26836,2	25156,9	95192,9	<b>173115,9</b>
JANUARY 17	3516,9	4363,3	3222,4	2776,8	4007,0	1325,9	30428,7	3177,8	93291,0	<b>146109,8</b>
JANUARY 18	1475,0	6103,4	3993,4	6113,6	4705,3	1783,0	25134,8	11126,2	102835,3	<b>163270,0</b>
FEBRUARY 17	2376,7	3930,6	2842,6	1852,0	3034,0	1800,0	20021,8	9111,2	118311,2	<b>163280,1</b>
FEBRUARY 18	2498,0	6442,4	3348,0	859,0	3664,0	1746,5	22999,6	23024,1	89279,8	<b>153861,4</b>
MARCH 17	2206,4	3930,6	4200,9	2410,9	4328,0	2354,0	23209,0	8328,9	109296,6	<b>160265,3</b>



	AUSTRALIA	BRAZIL	CANADA	CHINA	JAPAN	RUSSIA	USA	EXTRA EU/27	INTRA EU/27	TOTAL
MARCH 18	2454,3	8383,4	4787,9	1338,0	4585,0	2011,2	29692,2	23411,7	87091,1	<b>163754,8</b>
APRIL 17	2225,4	5397,1	3882,6	2579,0	4829,0	2504,4	33968,4	5755,2	78684,8	<b>139825,9</b>
APRIL 18	2160,0	7079,4	4243,0	1547,8	4466,0	1995,0	32556,0	18123,6	81351,2	<b>153522,0</b>
MAY 17	2428,2	4496,4	4070,8	3036,7	6697,0	2326,3	28045,4	6587,2	88686,6	<b>146374,6</b>
MAY 18	2826,0	6124,1	3621,0	2195,1	5128,0	2432,0	28242,0	21339,7	91582,2	<b>163490,0</b>
JUNE 17	1786,1	3971,8	2720,7	2335,4	4813,0	2442,0	26623,2	10545,6	89667,1	<b>144904,9</b>
JUNE 18	3397,0	4808,0	4713,0	4142,9	5037,0	2160,5	26137,3	15548,7	97838,5	<b>163782,9</b>
JULY 17	2701,1	4243,8	2177,6	4253,8	5215,2	1581,0	26375,6	8455,2	83706,5	<b>138709,8</b>
JULY 18	4125,0	5776,0	3324,0	3676,6	5462,4	2318,8	31724,4	13678,8	92525,4	<b>162611,4</b>
AUGUST 17	2272,0	4786,9	3152,0	5057,3	5689,0	2191,6	31323,2	7537,0	65323,5	<b>127332,5</b>
AUGUST 18	2903,0	5279,0	5337,1	3937,3	5480,0	2340,6	27301,0	22874,2	81309,6	<b>156761,9</b>
SEPTEMBER 17	1772,0	4610,0	3127,0	4027,0	5170,5	1641,3	23264,0	11082,2	75898,7	<b>130592,7</b>
SEPTEMBER 18	2961,5	6816,1	4238,7	4143,1	5387,8	2113,6	23661,4	7279,4	87691,2	<b>144292,8</b>



## 2. TABLE OLIVE – CLOSE OF THE 2017/18 CROP YEAR

Trade in table olives at the close of the 2017/18 crop year increased by 9% in Canada, but fell by 4% in Brazil, 3% in the US and 2% in Australia compared to the same period the previous crop year. At the close of the crop year, EU figures show a 1% increase in intra-EU acquisitions and 15% increase in extra-EU acquisitions compared to the same period the previous crop year.

	AUSTRALIA	BRAZIL	CANADA	USA	EXTRA-EU/27	INTRA-EU/27	TOTAL
SEPTEMBER 16	1705,0	10420,7	2237,0	13398,0	6570,8	24999,2	<b>59330,7</b>
SEPTEMBER 17	1501,0	7949,2	2077,0	10237,0	6243,2	27039,9	<b>55047,3</b>
OCTOBER 16	1192,0	7994,2	2225,0	11758,0	6858,6	29334,5	<b>59362,3</b>
OCTOBER 17	1295,0	9492,3	2843,0	11055,0	7304,8	32329,3	<b>64319,4</b>
NOVEMBER 16	1943,0	10718,4	3039,0	12898,0	7302,6	30830,4	<b>66731,4</b>
NOVEMBER 17	1406,0	11115,3	2539,0	12596,0	8255,4	29794,9	<b>65706,5</b>
DECEMBER 16	1479,0	11311,1	2864,0	10549,0	8074,8	27758,6	<b>62036,5</b>
DECEMBER 17	1336,8	11055,2	2663,6	12469,9	10381,4	27305,2	<b>65212,0</b>
JANUARY 17	1196,0	9330,4	1790,0	10139,0	8325,0	20986,6	<b>51767,0</b>
JANUARY 18	1023,0	7023,3	2343,0	9811,0	9647,1	24624,0	<b>54471,4</b>
FEBRUARY 17	1144,0	8466,5	1943,0	9256,0	7249,3	24319,3	<b>52378,1</b>
FEBRUARY 18	1410,0	8780,0	2297,0	8976,0	9355,6	24741,0	<b>55559,6</b>
MARCH 17	1426,9	10043,1	2170,0	12894,0	9501,1	28196,3	<b>64231,4</b>
MARCH 18	1421,0	7571,7	2444,0	11297,0	12533,7	27031,1	<b>62298,5</b>
APRIL 17	1452,0	7091,6	2505,0	11852,0	9844,1	24723,0	<b>57467,7</b>
APRIL 18	1467,0	8902,8	3044,0	11454,0	11552,4	28051,3	<b>64471,5</b>
MAY 17	2088,0	9218,2	2269,0	12461,0	9657,6	29038,1	<b>64731,9</b>
MAY 18	1797,0	8140,0	2714,0	12953,0	12289,9	30987,5	<b>68881,4</b>
JUNE 17	1257,0	10592,5	2539,0	12028,0	9800,7	30217,1	<b>66434,3</b>
JUNE 18	1561,0	10569,0	3146,0	12834,0	9262,1	32831,6	<b>70203,7</b>
JULY 17	1394,0	9459,7	2483,0	13143,0	7855,8	46479,7	<b>80815,2</b>
JULY 18	1564,0	10508,0	2525,0	13306,0	9404,1	32604,1	<b>69911,2</b>





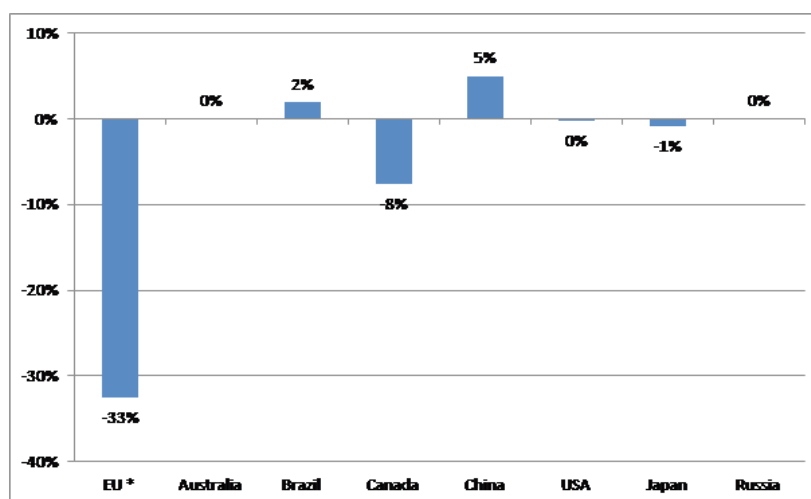
	AUSTRALIA	BRAZIL	CANADA	USA	EXTRA-EU/27	INTRA-EU/27	TOTAL
AUGUST 17	1320,0	9638,4	2599,0	15856,0	7846,0	25062,2	<b>62321,6</b>
AUGUST 18	1479,0	8827,0	2699,0	14220,0	7783,4	29490,6	<b>64499,0</b>
SEPTEMBER 17	1772,0	4610,0	3127,0	23264,0	11082,2	75898,7	<b>130592,7</b>
SEPTEMBER 18	2961,5	6816,1	4238,7	23661,4	7279,4	87691,2	<b>144292,8</b>

### 3. OLIVE OIL AND TABLE OLIVE- ESTIMATED WORLD IMPORT (2018/19)

It is estimated that imports in olive oil and olive-pomace oil for the 2018/19 crop year will decrease by 6% compared to the previous crop year, to reach 874 500 t.

The expected figures show that Extra-EU acquisitions will see an overall decrease of 33%. Furthermore, expected import of olive oil and olive-pomace oil at the close of the next 2018/19 crop year (October 2018 – September 2019) will increase by 5% in China and 2% in Brazil. They will remain stable in Australia, Russia and United States, compared to the previous crop year. Imports however will decrease in Canada (-8%) and Japan (-1%).

On the other hand, the expected figures for table olives at the close of the 2018/19 crop year will decrease by 2% compared to the same period the previous crop year, to reach 625 000 t.



■ Graph 1.

<sup>1</sup> According to the new provisions of the International Agreement on Olive Oil and Table Olives, 2015, which came into force on 1 January 2017, "table olive crop year" means the period of twelve months from 1 September of one year to 31 August of the next. Under the 2005 Agreement, the crop year for table olives was the same as that for olive oil (October to September).



## II. PRODUCER PRICES – OLIVE OILS

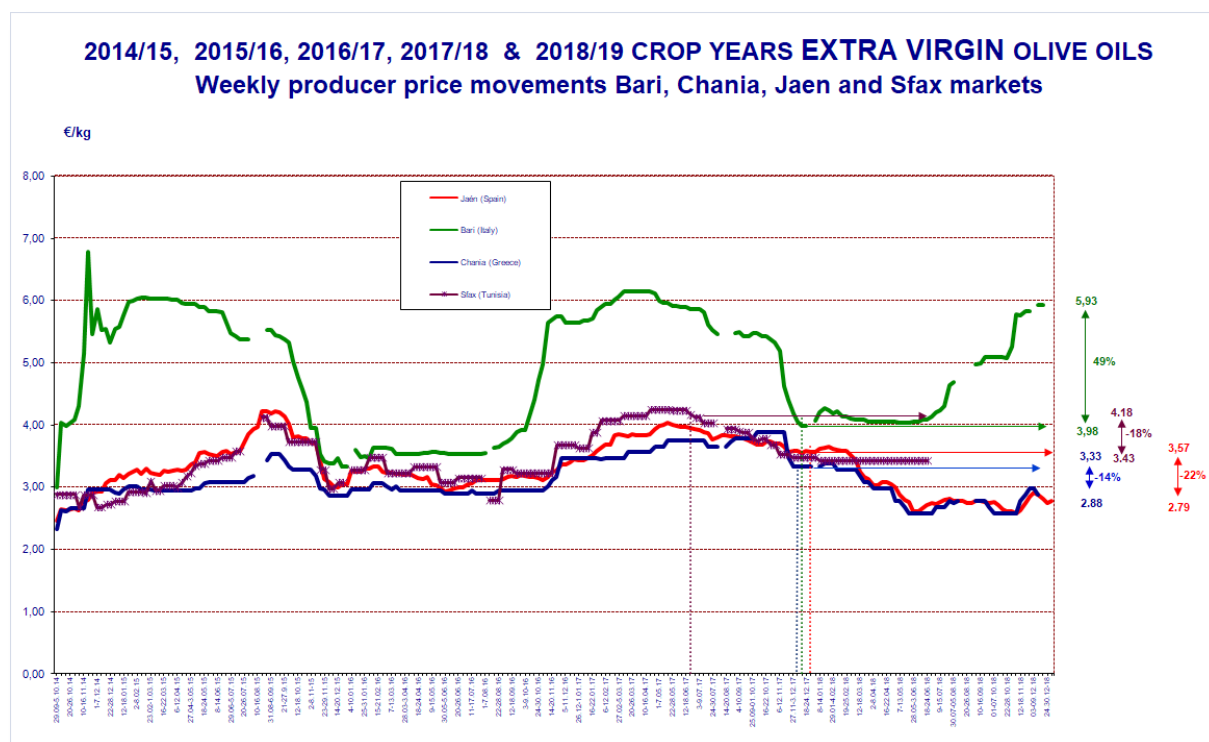
Graph 2 tracks the weekly movements of prices paid to producers for extra virgin olive oil in the three main producer countries of the EU and in Tunisia. Graph 4 shows the weekly changes in producer prices for refined olive oil in the three main EU producer countries. Monthly price movements for these categories are given in Graphs 3 and 5.

**Extra virgin olive oil** – Producer prices in Spain have remained generally stable over the last few weeks coming it at €2,79/kg at the end of December 2018, which is a 22% decrease compared to the same period the previous crop year (Graph 1).

**Italy** – Production prices have passed the €5,0/kg mark at the beginning of September 2018, reaching €5.93/kg by mid-December 2018 which is a 49% year-on-year increase.

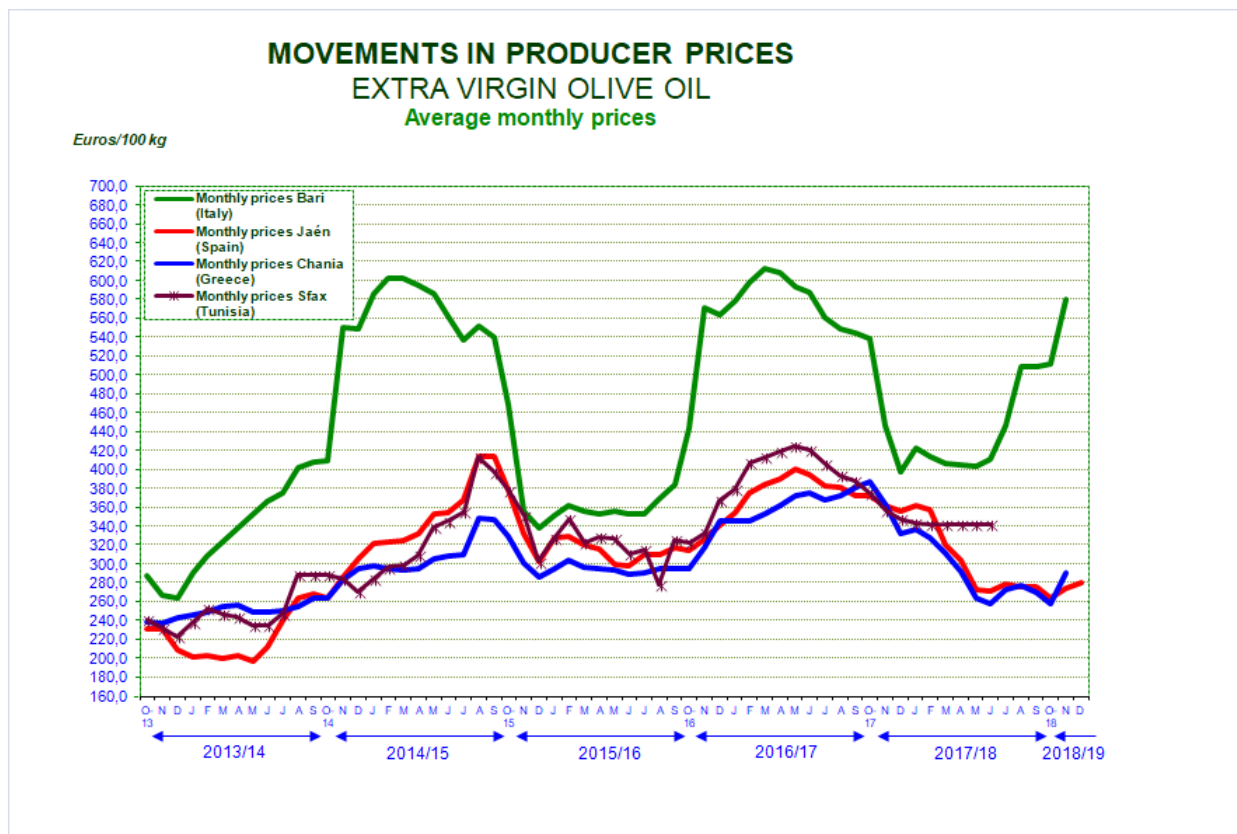
**Greece** – Prices fell slightly in the first week of December, coming in at €2.88/kg which is a 14% decrease compared to the same period the previous crop year.

**Tunisia** – Prices remained stable in the last weeks of June 2018, reaching €3.43/kg, an 18% decrease compared to the same period the previous crop year.



■ Graph 2.

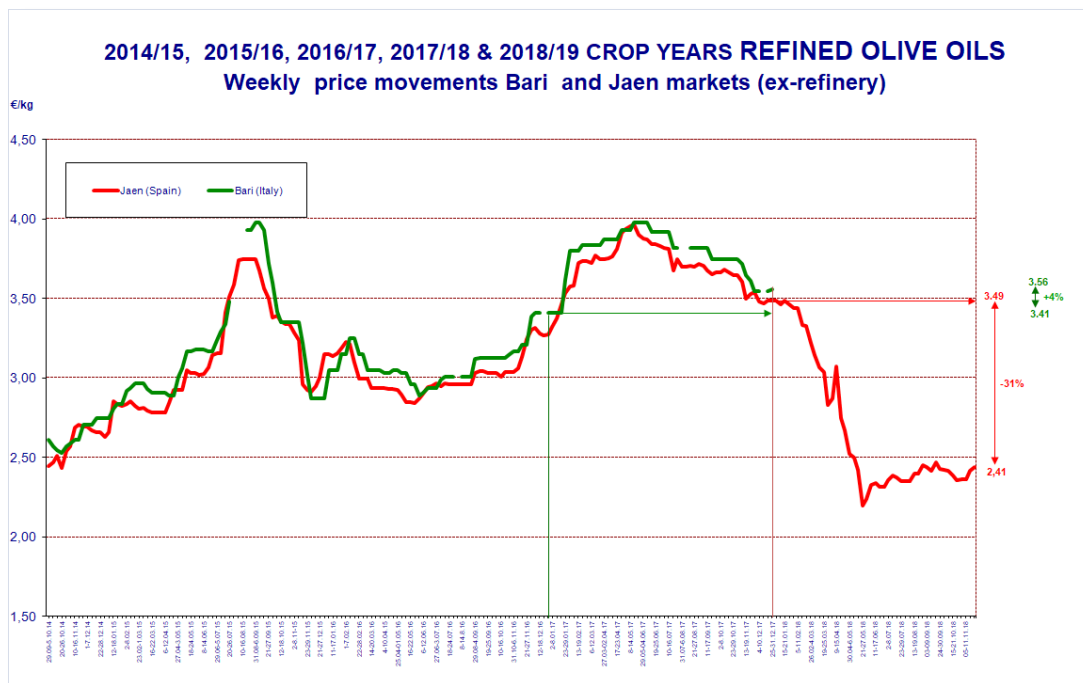
<sup>1</sup> According to the new provisions of the International Agreement on Olive Oil and Table Olives, 2015, which came into force on 1 January 2017, "table olive crop year" means the period of twelve months from 1 September of one year to 31 August of the next. Under the 2005 Agreement, the crop year for table olives was the same as that for olive oil (October to September).



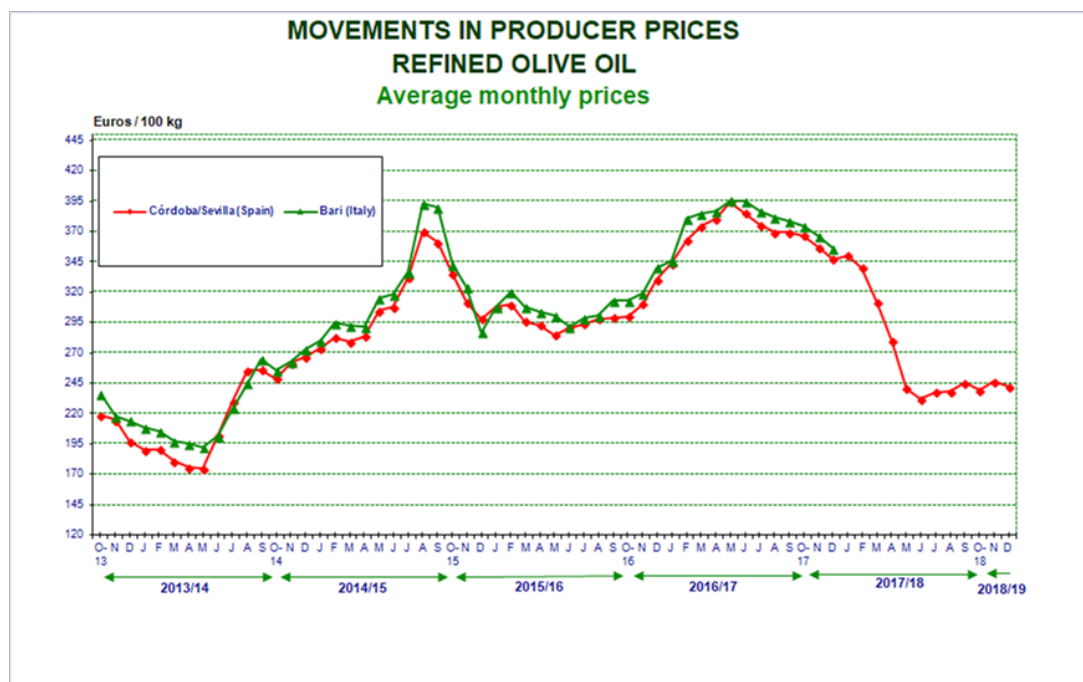
■ Graph 3.

**Refined olive oil:** Producer prices in Spain came in at €2.41/kg by end-December 2018, a 31% decrease compared to the same period the previous crop year. Data for this category have not been available from Italy since the end of December 2017, when they reached €3.56/kg, a 4% increase compared to the same period the previous crop year. Data for this category in Greece are not available.

At the end of December 2018, the price difference in Spain between extra virgin olive oil (€2.79/kg) and refined olive oil (€2.41/kg) was €0.38/kg, while it was €0.63/kg in Italy according to data from December 2017 (Graph 3).



■ Graph 4.



■ Graph 5.



## STAY TUNED!

<http://www.internationaloliveoil.org>

Keep up with the olive sector through Olive News:

<http://www.scoop.it/t/olive-news>

and the goings on at the IOC:

<http://www.linkedin.com/company/international-olivecouncil>

Our scientific journal Olivæ is available at:

<http://www.internationaloliveoil.org/store/index/48-olivae-publications>



■ The International Olive Oil Council's headquarters in Calle Principe de Vergara 154 in Madrid